

THE GOSPEL PROJECT[®] FOR PRESCHOOL

A KINGDOM ESTABLISHED



SUMMER 2016
PRESCHOOL WORSHIP GUIDE

Ed Stetzer • General Editor
Trevin Wax • Managing Editor

LifeWay | **Preschool**

THE GOSPEL PROJECT[®] FOR PRESCHOOL

*The Gospel Project for Preschool:
Preschool Worship Guide*

**Volume 1 • Number 4
SUMMER 2016**

ERIC GEIGER

Vice President, LifeWay Resources

ED STETZER

General Editor

TREVIN WAX

Managing Editor

BRIAN DEMBOWCZYK

Publishing Team Leader

LANDRY HOLMES

Manager, Kids Ministry Publishing

JANA MAGRUDER

Director, Kids Ministry

Send questions/comments to:

Publishing Team Leader

Preschool Worship Guide

One LifeWay Plaza

Nashville, TN 37234-0172

or make comments

on the Web at www.lifeway.com

Printed in the United States of America

*The Gospel Project for
Preschool: Preschool*

Worship Guide (ISSN
2168-6033; Item

005611854) is published
quarterly by LifeWay
Christian Resources, One
LifeWay Plaza, Nashville,
TN 37234, Thom S. Rainer,
President. © 2016 LifeWay.

For ordering or inquiries,
visit www.lifeway.com, or
write LifeWay Church
Resources Customer
Service, One LifeWay Plaza,
Nashville, TN 37234-0113.

For subscriptions or
subscription address changes,
email subscribe@lifeway.com,
fax 615.251.5818, or
write to the above address.
For bulk shipments mailed
quarterly to one address,
email orderentry@lifeway.com,
fax 615.251.5933, or write
to the above address.

We believe that the Bible has
God for its author; salvation
for its end; and truth,
without any mixture of
error, for its matter and that
all Scripture is totally true

and trustworthy. To review
LifeWay's doctrinal guideline
please visit [www.lifeway.com/
docrinalguideline](http://www.lifeway.com/docrinalguideline).

Unless otherwise noted, all
Scripture quotations are taken
from the Holman Christian
Standard Bible[®], copyright
1999, 2000, 2002, 2003, 2009
by Holman Bible Publishers.
Used by permission.

Printed in the United States
of America

NOTE: Some Internet
addresses given in this
periodical are outside the
LifeWay Internet domain.
At the time of this posting,
the specific pages mentioned
were viewed and approved
by LifeWay editorial staff.
Because information on
these pages may have
changed by the time of
your viewing, the LifeWay
editorial staff cannot be held
responsible for content on
pages outside their control.
Specific page addresses
referenced in this periodical
possibly may link to
inappropriate material.



CONTENTS

UNIT 10: GOD THE KING

6/5	1: Israel Demanded a King.....	6
6/12	2: God Rejected Saul as King	16
6/19	3: David Was Anointed and Fought Goliath	26
6/26	4: David and Jonathan Became Friends....	36
7/3	5: God Made a Covenant with David.....	46
7/10	6: David Sinned and Was Restored.....	56

UNIT 11: GOD ALL-WISE

7/17	1: Solomon Asked for Wisdom.....	68
7/24	2: Wisdom for God's People.....	78
7/31	3: Solomon Built the Temple	88
8/7	4: Solomon's Sin Divided the Kingdom....	98

UNIT 12: WISDOM LITERATURE


8/14	1: Solomon Thought About Life.....	110
8/21	2: Job	120
8/28	3: Praises of God's People	130

Suggested Use Dates

THE GOSPEL

GOD'S PLAN for PRESCHOOLERS

While preschoolers might not be ready to respond to the gospel, use this guide to help little minds begin to grasp big truths about Jesus and the kingdom of God.




GOD IS KING.

Ask: "Who is in charge at home? Who is in charge over the whole world?" Explain that God made everything! He is King over everything, and He is in charge.



WE SINNED.

Ask: "Have you ever done something wrong?" Tell preschoolers that everyone sins, or disobeys God. Our sin makes God sad.



GOD SENT JESUS.

Explain that God must punish sin. He loves us and He sent His Son, Jesus, to earth. Jesus came to take away the punishment for sin.



JESUS LOVES.

Ask: "Do you like presents?" Explain that Jesus gives us the best present. He never did anything wrong, but He was punished in our place. Jesus wants to take away our sin because He loves us.

Pray that God will save your preschoolers. As you faithfully teach the Bible, you are planting gospel seeds in children's hearts. Ask God to grow the preschoolers into children who love and trust in Jesus.

Worship at a Glance



Leader Bible study

Familiarize yourself with the content and context of the Bible story and how it relates to God's plan of redemption



Suggested times

The times provided allow you to complete the session plan in an hour and fifteen minutes. Lengthen or shorten the session as needed.

Say what?

Use the suggested "Say" dialogue to easily move between segments.

Preparation

Pray for your preschoolers and contact families during the week. Gather and prepare session materials.

Pray for your preschoolers

Send a parent e-mail

Print/download printables

Assemble supplies

Prepare videos

Large Group Worship

Worship through music. Communicate the day's Bible story and discover God's big story.

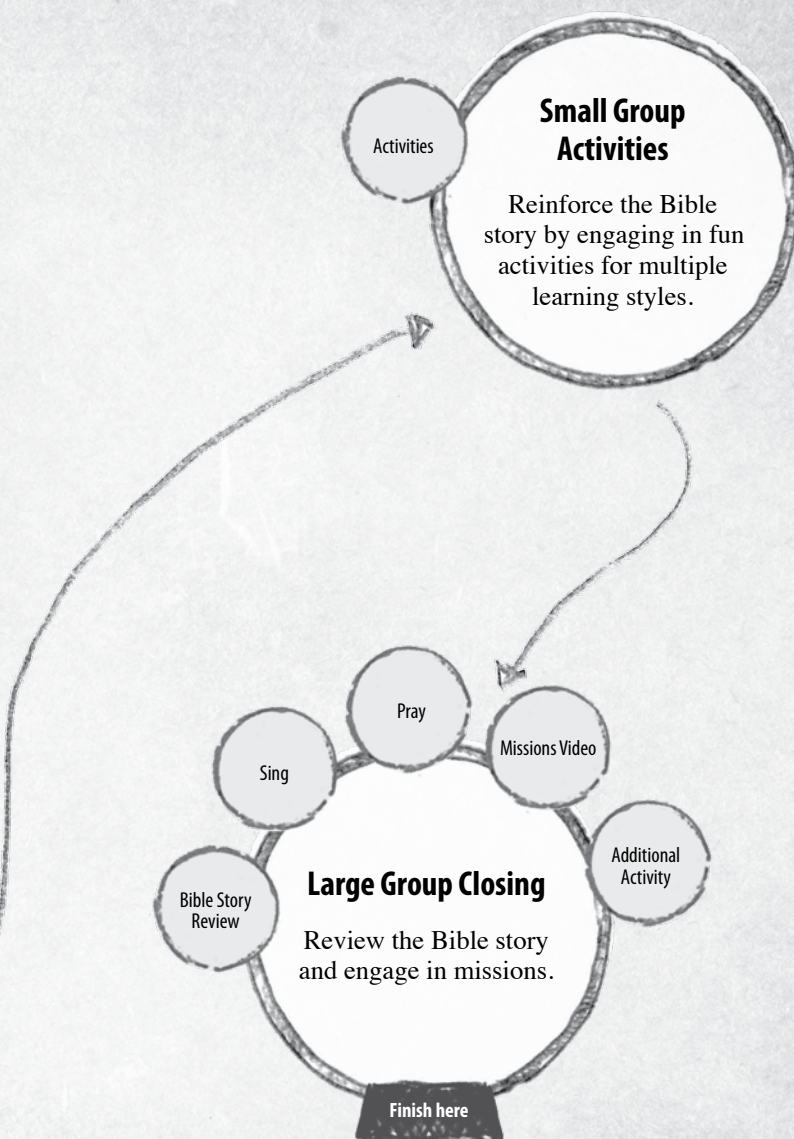
Bible Story

Key Passage

Songs & Music Videos

Big Picture Question

Pray



Unit 10: God the King

Unit Description:


Israel rejected God as their leader, and they demanded a king. God rejected Saul, Israel's first king, and chose David to be king. Through David's family, God brought forth the last King—the Redeemer Jesus Christ. Jesus is the perfect King who brings peace and salvation to the world.

Key Passage:

Psalm 47:7

Big Picture Question:

Who is our King? Jesus is our King forever.



Unit 10: God the King

Session 1:

Bible Story:

Israel Demanded a King

Bible Passage:

1 Samuel 8–10

Main Point:

God chose a king for Israel.

Session 2:

Bible Story:

God Rejected Saul as King

Bible Passage:

1 Samuel 13:1-14; 15:1-35

Main Point:

Saul disobeyed God, so he could not be king anymore.

Session 3:

Bible Story:

David Was Anointed and
Fought Goliath

Bible Passage:

1 Samuel 16–17

Main Point:

God gave David power to defeat
Goliath.

Session 4:

Bible Story:

David and Jonathan Became
Friends

Bible Passage:

*1 Samuel 18:1-12; 19:1-10;
20:1-42*

Main Point:

God gave David a friend.

Session 5:

Bible Story:

God Made a Covenant with
David

Bible Passage:

2 Samuel 7

Main Point:

God said Jesus would be part of
David's family.

Session 6:

Bible Story:

David Sinned and Was Restored

Bible Passage:

2 Samuel 11:1–12:14; Psalm 51

Main Point:

God forgave David.

1

Israel Demanded a King

BIBLE PASSAGE: 1 Samuel 8–10

MAIN POINT: God chose a king for Israel.

KEY PASSAGE: Psalm 47:7

BIG PICTURE QUESTION: Who is our King? Jesus is our King forever.

**LARGE GROUP
WORSHIP**
(15–20 MINUTES)
PAGE 10

**SMALL GROUP
ACTIVITIES**
(25–30 MINUTES)
PAGE 12

**LARGE GROUP
CLOSING**
(10+ MINUTES)
PAGE 14



Leader BIBLE STUDY

Samuel had judged Israel throughout his lifetime, but he was getting old. So Samuel appointed his sons, Joel and Abijah, as judges over Israel. But like many sons, Joel and Abijah did not follow the example of their father. They were unfair and dishonest. They disobeyed God and caused problems for Israel.

Until this time, Israel had relied on God to give them judges to lead them. The elders of Israel spoke to Samuel about his sons, and they demanded a king. They pointed out that

all the other nations around them had kings. Samuel wasn't happy with their request, and he prayed to God.



MINISTRY GRID
training made simple

1

God replied, "Give them what they want. They have not rejected you; they have rejected Me as their king." God pointed out that His people had been doing the same thing ever since He brought them out of Egypt: turning from God and worshiping other gods. He told Samuel to warn the Israelites about the consequences of having a king.

So Samuel explained to the Israelites what rights a king would have. He warned that when they regretted asking for a king—and they would regret it—God would not help them. The people still insisted on having a king, so God told Samuel to appoint a king.

Through a series of events, a young man named Saul came to Samuel. God had chosen Saul to be the king, so Samuel told Saul about God's plan. Samuel anointed Saul by pouring oil on his head, and then Samuel presented Saul to Israel. "Long live the king!" the people replied.

God knew Israel would want a king, but the kind of king Israel wanted was not the kind of king they needed. They wanted a king like the other nations. The problem was that every human king would fail them. God had a plan to give them Jesus—fully God and fully man. Jesus would be a perfect King who would reign with justice and righteousness forever. (Isa. 9:6-7)

Additional resources for each session are available at gospelproject.com. For free training and session-by-session help, visit <http://www.ministrygrid.com/web/thegospelproject>.

Check out the video "The Big Story" for a picture of this quarter's part in God's big story of redemption.

The BIBLE STORY

Israel Demanded a King

1 Samuel 8–10

Samuel had been a judge in Israel for many years. Samuel's job was to make important decisions and lead God's people. But now Samuel was getting old. **It was time for his sons to be Israel's leaders.** But Samuel's sons were not good judges like Samuel. They were not fair, and they did not always tell the truth.

Some of the men in Israel went to Samuel. "You were a good judge," they told Samuel, "but your sons are not like you. We don't want them to lead us. The nations around us have a king. We want a king, too!" Samuel did not know what to say, so he prayed to God.

God said, "Samuel, give the people a king. Do not feel bad. They are not saying they do not want you as their leader; they are saying they do not want Me."

Samuel warned the Israelites that they would have to do whatever the king wanted. A king could make their sons serve in the army, he could make their daughters work for him, or he could take away their fields and servants. **The Israelites did not care. "Give us a king!" they said.**

Around this time, a rich man was looking for some of his donkeys that had wandered away. The man said to his son Saul, "Go look for the donkeys. Take a servant with you."

Saul and his servant looked everywhere! They could not find the missing donkeys. Then the servant said, "Let's go talk to the man of God. Maybe he knows where we could find the donkeys." **Saul and his servant found the man of God—it was Samuel.**

"Do not worry about the donkeys," Samuel said.

“They have been found.”

Samuel invited Saul to have dinner with him. The next morning, **Samuel told Saul that God had chosen Saul to be the king of Israel.** Saul was surprised. He was not from a big family. In fact, he was from the smallest tribe in Israel.

Samuel used oil to anoint Saul. “You will be king!” Samuel said. Samuel gave Saul some instructions and sent him home. The Spirit of God was with Saul.

Some time later, **Samuel gathered the Israelites and introduced Saul, their new king.** Saul tried to hide, but the crowd found him. **All the people said, “Long live the king!”**

Christ Connection: The Israelites did not trust God. They wanted a king. God gave the Israelites a king, but He had a plan to send His Son, Jesus, to be king over the whole world. Jesus would be the perfect King. Jesus would bring peace and save people from sin.

Large Group WORSHIP

SESSION TITLE: Israel Demanded a King

BIBLE PASSAGE: 1 Samuel 8–10

MAIN POINT: God chose a king for Israel.

KEY PASSAGE: Psalm 47:7

BIG PICTURE QUESTION: Who is our King? Jesus is our King forever.

Welcome and worship with song

- “He Is King” song
- “Hallelujah” song

Welcome preschoolers to worship by playing “He Is King.” Greet preschoolers with a smile. When all the preschoolers have arrived, sing an action song such as “Hallelujah” to engage them and help them feel welcomed.

Watch or tell the Bible story

- Bible
- “Israel Demanded a King” video (optional)
- Bible Story Picture Poster
- Main Point Poster
- Giant Timeline or Big Story Circle

SAY • Today’s Bible story is about a time when God’s people decided that they wanted a king because they did not trust God to lead them. Let’s listen and learn about the king God sent His people.

Open your Bible to 1 Samuel. Tell the Bible story in your own words, using the script provided, or show the video. Read the bolded version of the script for young preschoolers.

Practice the key passage and a Bible skill

- Bible
- Key Passage Poster
- Bible marker or ribbon
- “God Alone” song

Place a Bible marker or ribbon at Psalm 47:7. Invite a few volunteers to come up one at a time and open your Bible to the key passage. Point to the key passage as you read it aloud, inviting children to say each word after you.

SAY • The key passage for the next couple of weeks tells us that God is King. This verse reminds us that because

God is King, we can sing songs to Him. He is worthy of being praised because He is the perfect King! Sing the key passage song “God Alone” together.

Learn the big picture question and answer

SAY • I am going to ask you a very important question. This question is our big picture question for the next few weeks. ***Who is our King?*** [Allow children to repeat the question.] The answer is, ***Jesus is our King forever.*** God always has a plan for His people! He knew that we needed a King to rescue us from sin. God sent His Son, Jesus, to rescue us from sin and be our perfect King forever!

• Big Picture Question Poster

Respond through song and prayer

SAY • The Israelites did not trust God. They wanted a king. **God chose a king for Israel.** God gave the Israelites a king, but He had a plan to send His Son, Jesus, to be king over the whole world. Jesus would be the perfect King. Jesus would bring peace and save people from sin.

Sing “He Is King” and “Always Good” as preschoolers move with the music. Prepare for prayer by singing “Worthy.” You may also collect an offering.

SAY • God, thank You for sending Your Son, Jesus, to live a sinless life and to die for us on the cross. Jesus is our King forever! Help us to love and obey Jesus as our King in everything that we do. Amen.

• Main Point Poster
• “He Is King” song
• “Always Good” song
• “Worthy” song
• offering basket

Transition to small groups

• countdown video (optional)

Small Group ACTIVITIES

SESSION TITLE: Israel Demanded a King

BIBLE PASSAGE: 1 Samuel 8–10

MAIN POINT: God chose a king for Israel.

KEY PASSAGE: Psalm 47:7

BIG PICTURE QUESTION: Who is our King? Jesus is our King forever.



Guess the king

Form a circle. Choose a volunteer to stand in the middle of the circle and close her eyes. Silently point to another child in the circle who will be the “king.” Then everyone in the circle will say “We have a king!” The child in the middle may open her eyes and guess who is the king. After three unsuccessful guesses, reveal the king and play again, choosing a new king and guesser in each round.

SAY • Do you remember who chose the king of Israel in the Bible story today? **God chose a king for Israel.** God gave the Israelites a king like they wanted, but He had a plan to send His Son, Jesus, to be king over the whole world.

Big picture question dance party

Play music and invite the preschoolers to dance and move around. When the music stops, ask “**Who is our King?**” and the preschoolers will respond with “**Jesus is our King forever!**” Continue to play and stop the music until the preschoolers memorize the big picture question and answer.

SAY • **Who is our King? Jesus is our King forever!** Jesus is a better King than any earthly king. Jesus is a perfect King who brings peace and saves people from sin.

- “He Is King” song (optional)
- “God Alone” song (optional)

Examine oil

Post an allergy alert. Pour several oils into individual bowls on a towel. Invite preschoolers to dip one finger into each bowl. Guide preschoolers to examine the oils by rubbing the oil on their fingers and smelling the oil. Ask them how the oil feels on their skin. Wash hands when finished.

SAY • God chose a king for Israel, and Saul was the person He chose. Samuel poured oil on Saul's head to show he was the new king. That is called *anointing*.

- Allergy Alert download
- baby, mineral, olive, coconut, vegetable, or canola oil
- bowls
- towel
- smocks
- wipes for cleanup

King tag

Invite preschoolers to play tag by the normal rules. Choose one child to be *It*. *It* must tag someone and say, "You are the king [*queen*]!" The "king/queen" is now *It* and must tag someone else. Play until everyone has been king or queen.

SAY • The Israelites did not trust God, so they asked for a king to lead them. **God chose a king for Israel**, but God had a plan to one day send His Son to be King. Jesus would bring peace and save people from sin.



Crowns for a king

Use the crown template to trace and cut out a crown for each preschooler. Provide stickers, markers, and glitter pens for children to decorate their crowns.

SAY • When **God chose a king for Israel**, do you think that King Saul wore a sparkly crown? King Jesus wore a crown, but it was not a beautiful, sparkly crown. Jesus wore a crown made of thorns when He rescued people from sin.

- "Crown Template" printable
- construction paper
- scissors
- stickers
- markers
- glitter pens

Transition to large group closing

- countdown video (optional)

Large Group CLOSING

SESSION TITLE: Israel Demanded a King

BIBLE PASSAGE: 1 Samuel 8–10

MAIN POINT: God chose a king for Israel.

KEY PASSAGE: Psalm 47:7

BIG PICTURE QUESTION: Who is our King? Jesus is our King forever.

Review

Point to the giant timeline or big story circle as you review today's Bible story. Ask the following review questions:

- Bible
- Bible Story Picture Poster
- Giant Timeline or Big Story Circle
- Main Point Poster
- Big Picture Question Poster
- Key Passage Poster
- "God Alone" song
- "He Is King" song

1. Who was the judge in our Bible story? (*Samuel*)
2. Why did the people of Israel want a king? (*They wanted to be like the nations around them who had kings. Deep down, they did not trust God to lead them.*)
3. Whom did God choose to be the king of Israel? (*Saul*)
4. What did Samuel use to show that God had chosen Saul? (*Samuel anointed Saul with oil.*)
5. ***Who is our King? Jesus is our King forever.***

SAY • The Israelites did not trust God. They wanted a king. God gave the Israelites a king, but He had a plan to send His Son, Jesus, to be king over the whole world. Jesus would be the perfect King. Jesus would bring peace and save people from sin.

Sing the key passage song or unit theme song.

Pray

Invite preschoolers to tell you any prayer requests they have.

SAY • God, thank You for sending us a perfect King—Your

Son, Jesus. Thank You, Jesus, for rescuing us from our sin. Give us hearts that love and obey You as our King. Amen.

Missions story

If your preschool ministry is planning a missions activity, introduce the activity and talk about the reasons for it. If you do not have a missions activity planned, talk about how important it is for us to tell others about our perfect King Jesus. Explain that everyone wants to follow a king of some sort. We want to tell others that Jesus is the only King who will bring peace and save us from sin. You may also show the “Blessed Hope” missions video.

SAY • God changed Sonam’s heart to show her that Jesus is King. Now Sonam wants to tell everyone how Jesus is the perfect King who saves people from sin. Missionaries like Jewel, Eliza, and Alexis help Sonam and other ladies learn more about Jesus as they help them make bracelets and bake cookies. Let’s pray for the people of Nepal, that they would turn away from worshiping false gods and would worship the one true King Jesus.

- “Blessed Hope” missions video
- “Missions Prayer Cards” printable

Draw a king

Provide the preschoolers with paper and crayons. Invite the children to draw what they think a king looks like. Remind them of the Bible story and that God’s people wanted a king and God had a plan to one day send a perfect King—His Son, Jesus. Ask preschoolers the big picture question as they work. ***Who is our King? Jesus is our King forever.***

- paper
- crayons or markers

God Rejected Saul as King

BIBLE PASSAGE: 1 Samuel 13:1-14; 15:1-35

MAIN POINT: Saul disobeyed God, so he could not be king anymore.

KEY PASSAGE: Psalm 47:7

BIG PICTURE QUESTION: Who is our King? Jesus is our King forever.

2

**LARGE GROUP
WORSHIP**
(15–20 MINUTES)
PAGE 20

**SMALL GROUP
ACTIVITIES**
(25–30 MINUTES)
PAGE 22

**LARGE GROUP
CLOSING**
(10+ MINUTES)
PAGE 24



Leader BIBLE STUDY

By all appearances, Saul was a good choice as king. He was tall, handsome, and blessed by God. But Saul forgot that his kingship was from God. Saul made some mistakes that cost him his throne.

In 1 Samuel 13, Saul sinned by burning offerings in Samuel's absence. That moment was an important test for Saul. According to Samuel, the Lord would have permanently established Saul's reign if Saul had obeyed.

Instead, God would appoint a king who was loyal to Him. (1 Sam. 13:13-14)

Saul sinned again when his troops battled the Amalekites. God told Saul to destroy the Amalekites completely. The Amalekites were enemies of God's people. (See Deut. 25:17-19.) But Saul spared Agag the king and kept the best livestock and cattle. They destroyed the worthless things.

When Samuel arrived, Saul proudly said, "I have carried out the Lord's instructions!" Samuel asked him about the sheep, the cattle, and King Agag. But Saul still insisted that he had obeyed; he planned to offer the sheep and cattle to the Lord as a sacrifice.

"To obey is better than sacrifice ... Because you have rejected the word of the Lord, He has rejected you as king!" Samuel said. (1 Sam. 15:22-23) After they returned to Israel, Samuel never visited Saul again, and the Lord regretted making Saul king.

As you teach, help guide the preschoolers to understand that all earthly kings like Saul are imperfect. But we can see how those kings point us to the perfect King, Jesus, who carried out His Father's instructions without fail.



Additional resources for each session are available at [gospelproject.com](http://www.gospelproject.com). For free training and session-by-session help, visit <http://www.ministrygrid.com/web/thegospelproject>.

2

The BIBLE STORY

God Rejected Saul as King

1 Samuel 13:1-14; 15:1-35

When Saul became king of Israel, he built an army. One day, Saul took a group of soldiers with him into the hills. Saul's son, Jonathan, took another group of soldiers to a nearby city.

Jonathan and his army ran into a group of Philistines. **The Philistines were enemies of Israel.** They did not get along with God's people. Jonathan and his army fought with some of the Philistines, and the soldiers destroyed one of the Philistines' army camps.

The Philistines were mad! **They were ready to go to war against the Israelites. The Israelites were afraid. The Philistines had more soldiers, more chariots, and more horses than the Israelites. Surely they would win! So some of the Israelites hid in caves.**

King Saul did not know what to do. Maybe if he made a sacrifice to God, then God would help them. But Saul was not allowed to make sacrifices. Only Samuel was supposed to do that. Saul waited and waited for Samuel to come. He waited for seven days, but Samuel did not come. So Saul made the sacrifice himself. Then Samuel came.

"Saul, what are you doing?" Samuel asked.

"You were not here, and the soldiers started to leave. I asked God for help to fight the Philistines," Saul said.

"You have done the wrong thing by offering the sacrifice," Samuel said. "You will not be king for very long. God is going to find someone else to be king, someone who obeys Him."

Later, God spoke to Samuel. God wanted Saul to fight

the Amalekites. God said that when the Israelites won the battle, **they should destroy everything**, even the animals. So the Israelites fought the Amalekites, and they won the battle. **But Saul did not do what God wanted him to do. He kept the best cattle, sheep, and animals. The army only destroyed the things nobody wanted.**

God said to Samuel, “If Saul doesn’t obey Me, I do not want him to be king.”

Samuel told Saul that God was angry with him. Saul was sad. He wanted to be king, but **God was going to give Israel a new king, a king who obeyed God.**

Christ Connection: King Saul offered a sacrifice that only the priest was allowed to give. God rejected Saul as king, but He had a plan to send His Son, Jesus. King Jesus never sinned, and He gave His life as the perfect sacrifice for us.

Large Group WORSHIP

SESSION TITLE: God Rejected Saul as King

BIBLE PASSAGE: 1 Samuel 13:1-14; 15:1-35

MAIN POINT: Saul disobeyed God, so he could not be king anymore.

KEY PASSAGE: Psalm 47:7

BIG PICTURE QUESTION: Who is our King? Jesus is our King forever.

Welcome and worship with song

- “He Is King” song
- “Hallelujah” song

Welcome preschoolers to worship by playing “He Is King.” Greet preschoolers with a smile. When all the preschoolers have arrived, sing an action song such as “Hallelujah” to engage them and help them feel welcomed.

Watch or tell the Bible story

- Bible
- “God Rejected Saul as King” video (optional)
- Bible Story Picture Poster
- Main Point Poster
- Giant Timeline or Big Story Circle

SAY • In today’s Bible story, we are going to learn more about King Saul. Last week we learned that God gave Israel a king and his name was Saul, let’s find out if Saul obeyed God as king of Israel.

Open your Bible to 1 Samuel. Tell the Bible story in your own words, using the script provided, or show the video. Read the bolded version of the script for young preschoolers.

Practice the key passage and a Bible skill

- Bible
- Key Passage Poster
- Bible marker or ribbon
- “God Alone” song

Place a Bible marker or ribbon at Psalm 47:7. Invite a few volunteers to come up one at a time and open your Bible to the key passage. Point to the key passage as you read it aloud, inviting children to say each word after you.

SAY • Our key passage reminds us that our wise God is King over everything. He rules over everything with

wisdom. God created everything, and He knows how His creation works best. He is the best King of all! Sing the key passage song “God Alone” together.

Learn the big picture question and answer

SAY • Let’s say our big picture question: *Who is our King?* [Allow for responses.] *Jesus is our King forever.* Jesus is our perfect King! Unlike any other king, Jesus obeyed God completely and faithfully. King Jesus obeyed God to the point of dying on the cross and coming back to life to save us from sin forever. What a great King Jesus is!

• Big Picture Question Poster

Respond through song and prayer

SAY • **Saul disobeyed God, so he could not be king anymore.** King Saul offered a sacrifice that only the priest was allowed to give. King Saul showed that he did not trust God, so God rejected Saul as king. But God had a plan to send His Son, Jesus. King Jesus never sinned, and He gave His life as the perfect sacrifice for us.

Sing “He Is King” and “Humble Yourself” as preschoolers move with the music. Prepare for prayer by singing “Worthy.” You may also collect an offering.

SAY • God, thank You for showing us through King Saul that we need a perfect King, Jesus, who always obeyed You. Thank You for giving us King Jesus who died on the cross and came back to life to save us forever! Amen.

• Main Point Poster
• “He Is King” song
• “Humble Yourself” song
• “Worthy” song
• offering basket

Transition to small groups

• countdown video (optional)

Small Group ACTIVITIES

SESSION TITLE: God Rejected Saul as King

BIBLE PASSAGE: 1 Samuel 13:1-14; 15:1-35

MAIN POINT: Saul disobeyed God, so he could not be king anymore.

KEY PASSAGE: Psalm 47:7

BIG PICTURE QUESTION: Who is our King? Jesus is our King forever.



Play “Mother, May I?”

Play “Mother, May I?” following the traditional rules. Form a line. Choose a preschooler to be *Mother*. Guide preschoolers to take turns asking to take a certain number and type of step. *Mother* will answer “yes” or “no.” If the answer is “no,” *Mother* must offer an alternative. The child who reaches *Mother* first wins.

SAY • During the game, you had to obey Mother. It is important for us to obey our parents or teachers, but it is even more important to obey God. **Saul disobeyed God, so he could not be king anymore.**

Color by number

- “Color by Number” printable
- crayons or markers

Provide each child with a “Color by Number” printable. Assist preschoolers in locating the crayons needed for each number. Read the word *OBEY* when the children have finished coloring.

SAY • What does it mean to obey? [*Invite children to respond.*] Today we learned that King Saul didn’t obey God. **Saul disobeyed God, so he could not be king anymore.** God had a plan to send a perfect King who would always obey Him, Jesus!

O-B-E-Y beanbag toss

Provide four shoe boxes or plastic bins. Write one letter from the word *O-B-E-Y* on an index card and tape one card to each box. Invite the children to take turns tossing the beanbags into the boxes to spell out *OBEY*.

SAY • *Obey* means to do what you are told to do. In the Bible story today we heard about King Saul. **Saul disobeyed God, so he could not be king anymore.** God knew that His people needed a King who would obey Him, so God planned to send a better King. *Who is our King? Jesus is our King forever!*

- beanbags
- shoe boxes, 4
- plastic bins, 4 (optional)
- index cards, 4
- tape
- marker

Call and repeat the big picture question

Invite preschoolers to squat down like a frog. When you say “*Who is our King?*” Preschoolers should jump up and respond with the answer “*Jesus is our King forever!*” Continue the actions as time and energy allows.

SAY • In the story today we learned that **Saul did not obey God, so he could not be king anymore.** God had a better plan to send us a King who would always obey God. *Who is our King? Jesus is our King forever!*



Gravity experiment

Invite the preschoolers to sit in a circle. Hold up a medium size playground or rubber ball. Ask children to tell you what they think the ball will do when you let it go. (*It will fall.*)

SAY • God made the world, and He knows how it works best. As you will learn in science, God made rules about what objects do when they fall or roll, and even items in our world obey God’s rules. **Saul did not obey God, so he could not be king anymore.**

- medium size ball

Option: If you have time, invite children to explore other laws of motion by rolling a ball and stopping it to explore the law of inertia.

Transition to large group closing

- countdown video (optional)

Large Group CLOSING

SESSION TITLE: God Rejected Saul as King

BIBLE PASSAGE: 1 Samuel 13:1-14; 15:1-35

MAIN POINT: Saul disobeyed God, so he could not be king anymore.

KEY PASSAGE: Psalm 47:7

BIG PICTURE QUESTION: Who is our King? Jesus is our King forever.

Review

Point to the giant timeline or big story circle as you review today's Bible story. Ask the following review questions:

1. Who was the king of Israel in our story? (*Saul*)
2. Was Saul allowed to make sacrifices to God? (*No, only Samuel the priest was allowed to make sacrifices to God.*)
3. What did Samuel tell Saul was more important than offering sacrifices? (*obeying God*)
4. Why did God tell Saul that he would not be king anymore? (**Saul disobeyed God, so he could not be king anymore.**)
5. ***Who is our King? Jesus is our King forever!***

SAY • King Saul offered a sacrifice that only the priest was allowed to give. God rejected Saul as king, but He had a plan to send His Son, Jesus. King Jesus never sinned, and He gave His life as the perfect sacrifice for us.

Sing the key passage song or unit theme song.

Pray

Invite preschoolers to tell you any prayer requests they have.

SAY • God, thank You for loving Your people so much that

You gave us a perfect King! Thank You, Jesus, for obeying God always and showing us how to obey God just like You. God, give us hearts that always want to obey You and love You. Amen.

Missions story

If your preschool ministry is participating in a missions activity, discuss the activity, the reasons for it, and your group's progress. If you do not have a missions activity planned, talk about the importance of obeying God. When we obey God, we show Him that we love Him and trust Him. You may also show the "Deaf and Blind Schools" missions video.

SAY • Christians in Nepal are obeying God by working with children at deaf and blind schools. The children at the deaf school cannot hear, and the children at the blind school cannot see. These followers of Jesus are teaching the kids there how to speak in sign language or how to read and write in braille. They also tell these children about King Jesus! Let's pray for these kids and the people who teach them. How can we help children who are deaf or blind where we live? How can we tell them about Jesus?

- "Deaf and Blind Schools" missions video
- "Missions Prayer Cards" printable

Follow the leader

Instruct the preschoolers to stand in a line behind you. Invite the children to follow you around the room and copy exactly what you do. Lead the children around the classroom in a zigzag line. Jump, skip, hop, twirl, and clap your hands every so often. Invite children to take turns being the leader.

David Was Anointed and Fought Goliath

BIBLE PASSAGE: 1 Samuel 16–17


MAIN POINT: God gave David power to defeat Goliath.

KEY PASSAGE: Psalm 47:7


BIG PICTURE QUESTION: Who is our King? Jesus is our King forever.

3

**LARGE GROUP
WORSHIP**
(15–20 MINUTES)
PAGE 30



**SMALL GROUP
ACTIVITIES**
(25–30 MINUTES)
PAGE 32



**LARGE GROUP
CLOSING**
(10+ MINUTES)
PAGE 34



Leader BIBLE STUDY

Samuel had anointed Saul as king over Israel, but it wasn't long before Saul's disobedience led God to reject him as king. God sent Samuel to Bethlehem to meet Jesse and his sons. God had chosen one of Jesse's sons to be Israel's king.

Jesse had many sons. Eliab was Jesse's oldest son. When Samuel saw Eliab, he thought, "This must be the one God has chosen!" Eliab was likely tall and good-looking. Why wouldn't God choose someone like that? But God doesn't

make decisions like people do. Read what God said to Samuel in 1 Samuel 16:7.

Jesse's sons took turns passing before Samuel, one by one. Samuel was probably eager to hear which son God had chosen to be Israel's next king! Abinadab? No, not him. Shammah? No. "The Lord hasn't chosen this one either."

Jesse had one more son; his youngest, David, was out tending the sheep. David came in and God said, "This is the one." Samuel anointed David, and the Spirit of the Lord was with David.

David did not become king right away. Saul was still on the throne, and David was still young. One day, David found himself at the battle where the Philistines had gathered to fight the Israelites. The story of David and Goliath is one of the most well-known accounts in the Old Testament. When the Israelites cowered in fear, David—with God's power—stepped up and defeated the enemy with just a sling and a stone.

As you teach this week, help the preschoolers relate to the terrified Israelites. Apart from Christ, we are powerless before our enemies of sin and death. None of us would step up like David. Even if we tried, we would fail on our own. David reminds us of Jesus, the greatest hero, who came to save us. When we look to Jesus, He gives us salvation and eternal life.



Additional resources for each session are available at [gospelproject.com](http://www.gospelproject.com). For free training and session-by-session help, visit <http://www.ministrygrid.com/web/thegospelproject>.

3

The BIBLE STORY

David Was Anointed and Fought Goliath

1 Samuel 16–17

Saul was the king of Israel, but he did not obey God. So God was going to give Israel a new king. God told Samuel to visit a man in Bethlehem. The man's name was Jesse, and he had eight sons. God said that one of Jesse's sons would be the king of Israel.

Samuel obeyed God. He **went** to Bethlehem to **visit Jesse and his sons**. Jesse's oldest son was tall and handsome. "This must be the one God chose to be king," Samuel thought.

"Samuel, he's not the one," God said. "Do not pay attention to what he looks like. You look at what you can see on the outside, but I see the heart."

One by one, Samuel met Jesse's sons, but God had not chosen them.

"Do you have any more sons?" Samuel asked.

"Yes," Jesse said. "My youngest son, David, is in the field taking care of the sheep." Jesse sent for David. When David arrived, God told Samuel, "He is the one!"

Samuel poured oil on David's head to show that God had chosen David to be the next king. Then Samuel went home.

At this time, Saul's army was getting ready to fight the Philistines. The Philistines were enemies of Israel, and **they had a great warrior named Goliath. Goliath was very tall.** He picked on the Israelites, but **no one wanted to fight Goliath. They were afraid of him.**

Three of David's brothers were in Israel's army. One day, David brought them food to eat. **David heard Goliath making fun of the Israelites, and he saw that everyone**

was too afraid to fight. Even though **David** was young, he **volunteered to fight Goliath.**

“You cannot beat Goliath,” King Saul said.

“I have killed wild animals,” David said. “God will keep me safe.”

David picked up five stones from a nearby stream. He met Goliath with only the stones and a slingshot. Goliath made fun of David because he was just a boy.

“You come to fight with a spear and sword,” David said, “but I come to fight in the name of God! God always wins His battles!”

David ran toward Goliath. He slung a rock at Goliath, and the rock hit Goliath in the forehead. Goliath fell facedown, and David killed him.

Christ Connection: David did not look like someone who could beat a giant. But David trusted God, and God gave David power. Jesus did not look like someone who could save people either. But when Jesus died and came back to life, He showed His power to rescue people from sin.

Large Group WORSHIP

SESSION TITLE: David Was Anointed and Fought Goliath

BIBLE PASSAGE: 1 Samuel 16–17

MAIN POINT: God gave David power to defeat Goliath.

KEY PASSAGE: Psalm 47:7

BIG PICTURE QUESTION: Who is our King? Jesus is our King forever.

Welcome and worship with song

- “He Is King” song
- “Hallelujah” song

Welcome preschoolers to worship by playing “He Is King.” Greet preschoolers with a smile. When all the preschoolers have arrived, sing an action song such as “Hallelujah” to engage them and help them feel welcomed.

Watch or tell the Bible story

- Bible
- “David Was Anointed and Fought Goliath” video (optional)
- Bible Story Picture Poster
- Main Point Poster
- Giant Timeline or Big Story Circle

SAY • Today’s Bible story is about a boy named David.

When David was young, God chose him to be the next king of Israel. David was a boy, but God used him to defeat one of Israel’s enemies, the Philistines! Let’s listen and see what happened when David volunteered to fight against a giant from the Philistine army!

Open your Bible to 1 Samuel. Tell the Bible story in your own words, using the script provided, or show the video. Read the bolded version of the script for young preschoolers.

Practice the key passage and a Bible skill

- Bible
- Key Passage Poster
- Bible marker or ribbon
- “God Alone” song

Place a Bible marker or ribbon at Psalm 47:7. Invite a few volunteers to come up one at a time and open your Bible to the key passage. Point to the key passage as you read it

aloud, inviting children to say each word after you.

SAY • Our key passage tells us that God is King of everything! He is in charge of everything on earth and is worthy of all of our praises!

Sing the key passage song “God Alone” together.

Learn the big picture question and answer

SAY • Let’s say our big picture question: *Who is our King?* [Allow for responses.] *Jesus is our King forever.* Jesus lived the perfect life, He never sinned, and He died on the cross and came back to life so that we could be saved from our sin. Jesus is perfect; we can trust Him as our King to always lead us!

• Big Picture Question Poster

Respond through song and prayer

SAY • God gave David the power to defeat Goliath.

David did not look like someone who could beat a giant. But David trusted God, and God gave David power. Jesus did not look like someone who could save people either. But when Jesus died and came back to life, He showed His power to rescue people from sin.

Sing “He Is King” and “Always Good” as preschoolers move with the music. Prepare for prayer by singing “Worthy.” You may also collect an offering.

SAY • God, You use people like David in Your plan to bring You glory. Thank You for sending Your Son, Jesus, to rescue us from sin. Please use us in Your plan to show others how powerful You are! Amen.

• Main Point Poster
• “He Is King” song
• “Always Good” song
• “Worthy” song
• offering basket

Transition to small groups

• countdown video (optional)

Small Group ACTIVITIES

SESSION TITLE: David Was Anointed and Fought Goliath

BIBLE PASSAGE: 1 Samuel 16–17

MAIN POINT: God gave David power to defeat Goliath.

KEY PASSAGE: Psalm 47:7

BIG PICTURE QUESTION: Who is our King? Jesus is our King forever.



• Key Passage Poster

Key passage hop

Line up preschoolers in front of the key passage poster. Point to each word as you say the passage. Assign each child one word of the key passage. Instruct a child to hop up and say her word when you point to her. Repeat several times.

SAY • God is King of everything! God is good and can always be trusted. *Who is our King? Jesus is our King forever!*

Knock down the giant

Before the session, mark Goliath's height (9 feet, 9 inches) with a strip of colored tape. Tell the children that the line represents Goliath's height. Crumple up paper wads for children to use as "stones." Line up children and allow them to try to toss stones at the tape line.

SAY • Goliath was much, much bigger than David. David didn't look like someone who would have been able to take down a giant warrior like Goliath, but **God** gave David power to defeat Goliath.

- colored tape
- paper
- tape measure (optional)

Sort stones

Set out rocks of different sizes, colors, and shapes for preschoolers to inspect. Invite the children to sort the stones

- assorted rocks
- small containers or muffin tins
- magnifying glasses (optional)

into small containers or a muffin tin by size, shape, or color.

SAY • David chose five smooth stones to fight Goliath, but the stones didn't defeat Goliath, God did! David trusted God, and **God gave David power to defeat Goliath!**

Fill David's bag with stones

Give each child a "David's Bag" printable. Provide cut up fabric circles to represent stones. Instruct preschoolers to select five "stones" to glue on the bag. Review the Bible story as preschoolers work.

SAY • How many stones did David gather before he fought Goliath? (*five*) How many stones did David have to use? (*one*) No one thought that David would be able to defeat Goliath with just a sling, but **God gave David power to defeat Goliath.**

- "David's Bag" printable
- fabric
- scissors
- glue

Make a height chart

Tape a long sheet of paper on the wall. One at a time, invite preschoolers to stand with their backs against the paper. Show preschoolers how to use a tape measure to measure each child's height. Assist the children in measuring and writing down each child's height.

SAY • David was just a boy, just a little taller than you. Goliath was very, very tall! No one thought that David could beat Goliath since he was so small, but **God gave David power to defeat Goliath!** David trusted God, and God gave him power!

- tape
- large sheet of paper
- marker
- tape measure

Transition to large group closing

- countdown video (optional)

Large Group CLOSING

SESSION TITLE: David Was Anointed and Fought Goliath

BIBLE PASSAGE: 1 Samuel 16–17

MAIN POINT: God gave David power to defeat Goliath.

KEY PASSAGE: Psalm 47:7

BIG PICTURE QUESTION: Who is our King? Jesus is our King forever.

Review

Point to the giant timeline or big story circle as you review today's Bible story. Ask the following review questions:

1. Whom did God choose to be king after Saul? (*God chose David to be the next king of Israel.*)
2. Who was the Philistine fighter? (*Goliath*)
3. What did David use to fight Goliath? (*a sling and a stone*)
4. How did David defeat Goliath? (**God gave David the power to defeat Goliath.**)
5. ***Who is our King? Jesus is our King forever!***

SAY • David did not look like someone who could beat a giant. But David trusted God, and God gave David power. Jesus did not look like someone who could save people either. But when Jesus died and came back to life, He showed His power to rescue people from sin.

Sing the key passage song or unit theme song.

Pray

Invite preschoolers to tell you any prayer requests they have.

SAY • God, thank You for giving David the power to defeat Goliath. Give us hearts like David's that trust You

always and believe that You are King over every situation we face. We love You! Amen.

Missions story

If your preschool ministry is participating in a missions activity, discuss the activity, the reasons for it, and your group's progress. If you do not have a missions activity planned, talk about how important it is for us to tell others about God's power as King. You may also show the "Music Maker" missions video.

- "Music Maker" missions video
- "Missions Prayer Cards" printable

SAY • James wanted his people to have songs in their own language they could sing to worship God. James writes and sings music that tells about God's great power and love. James wants all the people of Nepal to hear his songs so they can know Jesus' power to save people from sin. Let's pray for the people of Nepal to hear James' music and believe its message. How can you use a talent you have to tell people about Jesus like James used his music?

Play "Guess Who?"

Invite preschoolers to stand in a circle, facing inward. Call out different characteristics of a certain preschooler. If children share that characteristic (hair color, shirt color, eye color), they remain standing. If they do not share that characteristic, they may sit down. Continue calling out characteristics until children guess whom you are referring to. Play again as time allows.

SAY • Each of you has different characteristics, or things that make you special. God has a plan for you. God sent His Son, Jesus, to rescue you from sin!

David and Jonathan Became Friends

BIBLE PASSAGE: 1 Samuel 18:1-12; 19:1-10; 20:1-42

MAIN POINT: God gave David a friend.

KEY PASSAGE: Psalm 47:7

BIG PICTURE QUESTION: Who is our King? Jesus is our King forever.

**LARGE GROUP
WORSHIP**
(15–20 MINUTES)
PAGE 40

**SMALL GROUP
ACTIVITIES**
(25–30 MINUTES)
PAGE 42

**LARGE GROUP
CLOSING**
(10+ MINUTES)
PAGE 44



Leader BIBLE STUDY

Following David's slaying of Goliath, the Philistine warrior, King Saul's son Jonathan dedicated himself to David. He loved David as much as he loved himself. Jonathan's gifts to David—his own robe, tunic, sword, bow, and belt—indicated that Jonathan recognized David as God's choice for the next king, a position Jonathan could have rightly expected as Saul's son.

David got a lot of attention for striking down Goliath, and King Saul was jealous. Saul unsuccessfully attempted to kill

David. Saul instructed his servants and his son Jonathan to kill David. But Jonathan loved David, and he pleaded with his father not to kill him.

“As surely as the Lord lives, David will not be killed,” Saul told Jonathan. With this promise, David returned to serving King Saul. But it wasn’t long before Saul was again troubled and attempted to kill David. This time, David fled.

In 1 Samuel 20, David came to Jonathan in a desperate situation. “What have I done? What did I do wrong? How have I sinned against your father that he wants to take my life?” David asked.

Jonathan had a hard time believing his father would want to kill David, so Jonathan and David came up with a plan to determine Saul’s intentions. Through his interactions with Saul at the festival of the New Moon, Jonathan determined Saul did want to kill David. He relayed the information to David, and the two friends departed with great sadness.

As you teach the story of David and Jonathan, help preschoolers recognize what Jonathan did for David. He laid down his rights as king, interceded on his behalf, and ultimately laid down his life. Jonathan’s life gives us a glimpse of Jesus, the mighty friend of sinners. Jesus left His position in heaven to come down to us. He gave up His life to save us, and intercedes for us before God.



Additional resources for each session are available at gospelproject.com. For free training and session-by-session help, visit <http://www.ministrygrid.com/web/thegospelproject>.

The BIBLE STORY

David and Jonathan Became Friends

1 Samuel 18:1-12; 19:1-10; 20:1-42

David was a hero! With a sling and a stone, **David had killed Goliath—the strongest, meanest, tallest man in the Philistine army.** **David lived at King Saul’s palace.** **King Saul had a son named Jonathan.** **David and Jonathan became friends.** Jonathan gave gifts to David: his robe, coat, sword, bow, and belt.

Whenever King Saul asked David to do something, David did it. And David did a good job! But Saul did not love David like Jonathan loved David. King Saul was jealous that the people liked David so much. He wanted to kill David, so Jonathan told David to hide.

The next morning, Jonathan talked to his father. “Why would you want to kill David?” Jonathan asked. “He has done nothing but help you.” Saul promised not to kill David. Jonathan told David the good news, and David returned to serve Saul as he had done before.

But King Saul did not keep His promise very long. One day, when David was playing the harp for Saul, Saul threw a spear at David. But he missed and David ran away. **David told Jonathan** what had happened. Jonathan could not believe it!

“How can I help?” Jonathan asked.

David came up with a plan. **David said that he was invited to a special meal, but he was not going to go.** “If Saul asks where I am, tell him I asked you if I could go to Bethlehem,” David told Jonathan. “If Saul gets angry, you will know he wants to kill me.”

Jonathan told David that he would give him a signal to tell David what Saul planned to do.

So Jonathan went to the special meal with his father. When Saul sat down to eat, he asked, "Where is David?"

"David is in Bethlehem. I told him he could go," Jonathan said.

Saul became very angry. "David deserves to die!" he yelled.

"Why?" Jonathan asked. "What has he done wrong?"

Saul threw his spear at Jonathan, and **Jonathan** left the table. He **was sad that his father wanted to kill David.**

The next morning, Jonathan went to the field where David was hiding. Jonathan gave David the signal that Saul wanted to kill him. Jonathan sent his servant away, and David came out of hiding. David and Jonathan cried and said their goodbyes.

"Take care of yourself," Jonathan said. **David and Jonathan left each other, knowing that no matter what, they would always be friends.**

Christ Connection: David and Jonathan were very good friends. Jesus calls us friends. (John 15:15) Jesus is a greater friend than anyone. He showed His love for us by giving up His life to rescue us from sin.

Large Group WORSHIP

SESSION TITLE: David and Jonathan Became Friends

BIBLE PASSAGE: 1 Samuel 18:1-12; 19:1-10; 20:1-42

MAIN POINT: God gave David a friend.

KEY PASSAGE: Psalm 47:7

BIG PICTURE QUESTION: Who is our King? Jesus is our King forever.

Welcome and worship with song

- “He Is King” song
- “Hallelujah” song

Welcome preschoolers to worship by playing “He Is King.” Greet preschoolers with a smile. When all the preschoolers have arrived, sing an action song such as “Hallelujah” to engage them and help them feel welcomed.

Watch or tell the Bible story

- Bible
- “David and Jonathan Became Friends” video (optional)
- Bible Story Picture Poster
- Main Point Poster
- Giant Timeline or Big Story Circle

SAY • Today’s Bible story is about David making a friend named Jonathan. After David defeated Goliath, David went to live in King Saul’s palace where he met Saul’s son Jonathan. Let’s listen and learn about David and Jonathan’s friendship!

Open your Bible to 1 Samuel. Tell the Bible story in your own words, using the script provided, or show the video. Read the bolded version of the script for young preschoolers.

Practice the key passage and a Bible skill

- Bible
- Key Passage Poster
- Bible marker or ribbon
- “God Alone” song

Place a Bible marker or ribbon at Psalm 47:7. Invite a few volunteers to come up one at a time and open your Bible to the key passage. Point to the key passage as you read it aloud, inviting children to say each word after you.

SAY • Our key passage tells us that God is our King and no

one else. God is King of all the earth and everything in it! We can sing songs of praise to God because He is our good and loving King forever!

Sing the key passage song “God Alone” together.

Learn the big picture question and answer

SAY • Let’s say our big picture question: ***Who is our King?*** ***Jesus is our King forever.*** Today we learned that Jesus is not only a powerful King, but He is also our loving Friend. How do we know Jesus is our loving Friend? [*Invite children to respond.*] That’s right! Jesus showed His love for us by giving up His life to rescue us from sin.

• Big Picture Question Poster

Respond through song and prayer

SAY • **God gave David a friend.** David and Jonathan were very good friends. Jesus calls us friends. (John 15:15) Jesus is a greater friend than anyone. He showed His love for us by giving up His life to rescue us from sin.

Sing “He Is King” and “Humble Yourself” as preschoolers move with the music. Prepare for prayer by singing “Worthy.” You may also collect an offering.

• Main Point Poster
• “He Is King” song
• “Humble Yourself” song
• “Worthy” song
• offering basket

SAY • Jesus, thank You for being our powerful King who is in control of everything and also our Friend who loves us. Thank You for loving us even when we sin and for forgiving us when we say we are sorry for our sin. We love You. Amen.

Transition to small groups

• countdown video (optional)

Small Group ACTIVITIES

SESSION TITLE: David and Jonathan Became Friends

BIBLE PASSAGE: 1 Samuel 18:1-12; 19:1-10; 20:1-42

MAIN POINT: God gave David a friend.

KEY PASSAGE: Psalm 47:7

BIG PICTURE QUESTION: Who is our King? Jesus is our King forever.



- "He Is King" song (optional)
- "God Alone" song

Play "____ Is a Friend!"

Invite the preschoolers to sit in a large circle on the floor. Play music while preschoolers pass a beanbag around the circle. When the music stops, all the children should say, "[*Name of child with beanbag*] is a friend." Start the music again and continue to play until each child has been named.

SAY • We can all be friends here, and God wants us to be friends! Do you remember the friend in our story who helped David? [*Invite children to respond.*] That's right! **God gave David a friend** named Jonathan!

Assemble a friendship chain

Give each preschooler a strip of construction paper. Help preschoolers write their names on the strips and decorate them with stickers and crayons. Use tape to demonstrate how to link the strips of paper together by forming rings. Invite preschoolers to make additional chain links and write the names of other friends on them. Write *Jesus* on a strip and add it to the chain. Display the chain in the classroom.

SAY • **God gave David a friend.** When we look at this chain we can be reminded that God gives us friends. Jesus is a greater friend than anyone. He showed His love for us by giving up His life to rescue us from sin.

Blow bubbles with friends

Set a blanket on the floor. Provide bubble wands and solution for preschoolers to blow bubbles together.

SAY • **God gave David a friend**, and God gives us friends too! Our greatest Friend is Jesus. Jesus loved us so much that He died on the cross and came back to life to rescue us from sin!

- blanket
- bubble wands
- bubble solution

Make a David and Jonathan puzzle

Print a copy of the Bible story picture for each preschooler. Help a preschooler make a puzzle by cutting his picture into six to eight pieces. Place the puzzle pieces in a ziplock bag labeled with the child's name. Invite preschoolers to trade puzzles with friends and take turns working each others' puzzles.

SAY • Making puzzles and working them with friends is fun! **God gave David a friend** named Jonathan. Jonathan was a good friend to David, and he made sure that David was safe from King Saul.

- Bible Story Picture, 1 per child
- scissors
- ziplock bags, 1 per child
- markers

Tip: Label each puzzle piece with the owner's initials to prevent mixing up pieces.

Make a harps

Invite preschoolers to place rubber bands around empty tissue boxes. Encourage preschoolers to pluck and strum the rubber bands. Discuss how the length, thickness, and tension effect whether the sound is high or low.

SAY • David played a stringed instrument called a harp. King Saul tried to hurt David while he was playing the harp for him. **God gave David a friend** who protected David from King Saul!

- empty tissue boxes, 1 per child
- assorted rubber bands

Option: Use box lids or plastic containers instead of tissue boxes.

Transition to large group closing

- countdown video (optional)

Large Group CLOSING

SESSION TITLE: David and Jonathan Became Friends

BIBLE PASSAGE: 1 Samuel 18:1-12; 19:1-10; 20:1-42

MAIN POINT: God gave David a friend.

KEY PASSAGE: Psalm 47:7

BIG PICTURE QUESTION: Who is our King? Jesus is our King forever.

Review

Point to the giant timeline or big story circle as you review today's Bible story. Ask the following review questions:

1. Where did David live after he defeated Goliath? (*at King Saul's palace*)
2. Who became friends with David? (**God gave David a friend named Jonathan.**)
3. How did Jonathan protect David from King Saul? (*Jonathan told David to go away to be safe.*)
4. Were David and Jonathan going to stop being friends after David went away? (*No, they would always be friends.*)
5. ***Who is our King? Jesus is our King forever.***

SAY • David and Jonathan were very good friends. Jesus calls us friends. Jesus is a greater friend than anyone. He showed His love for us by giving up His life to rescue us from sin.

Sing the key passage song or unit theme song.

Pray

Invite preschoolers to tell you any prayer requests they have.

SAY • Jesus, thank You for being our Friend! Thank You for being such an incredible King. You love us so much

that You gave up Your life for us. Please help us to love You. Amen.

Missions story

If your preschool ministry is participating in a missions activity, discuss the activity, the reasons for it, and your group's progress. If you do not have a missions activity planned, talk about the importance of telling others that Jesus wants to be their friend. You may also show the "Time with Dad Is Awesome!" missions video.

SAY • Tim and his dad traveled to South Asia to discover what life is like there and to share the gospel with the people there. Tim and his dad told the people there how Jesus loves them and wants to be their friend. Maybe when you get old enough, you will travel to a far away place to tell people about Jesus, but for now, you can tell people right here about Jesus. Can you think of a friend of yours who needs to become friends with Jesus?

- "Time with Dad Is Awesome!" missions video
- "Missions Prayer Cards" printable

Friendship bracelets

Provide the children with yarn or elastic cording and different color beads or drinking straws cut in small pieces. Assist children in making bracelets and tying them around their wrists. Encourage the children to make two matching bracelets so that they can give one to a friend.

SAY • Friendship bracelets are a fun way to remind your friend that you love them. Every time you look down at your bracelet, you can remember that your friend has a matching one! **God gave David a friend**, and God wants us to tell our friends about Jesus!

- yarn
- elastic cording (optional)
- scissors
- beads
- drinking straws (optional)

God Made a Covenant with David

BIBLE PASSAGE: 2 Samuel 7

MAIN POINT: God said Jesus would be part of David's family.

KEY PASSAGE: Psalm 47:7

BIG PICTURE QUESTION: Who is our King? Jesus is our King forever.

**LARGE GROUP
WORSHIP**
(15–20 MINUTES)
PAGE 50

**SMALL GROUP
ACTIVITIES**
(25–30 MINUTES)
PAGE 52

**LARGE GROUP
CLOSING**
(10+ MINUTES)
PAGE 54



5

Leader BIBLE STUDY

Things were not looking up for David. Saul had tried multiple times to kill him, and he had to flee for his life, leaving behind his good friend Jonathan. But God had appointed David to be king, and God was faithful. Leading up to 2 Samuel 7, Jonathan was killed in battle against the Philistines. Saul fell on his own sword, and David became king of Israel. Then David moved the ark of God to Jerusalem.

David settled into his palace, and God gave him peace from his enemies. When David looked around, something didn't seem right. He was living in a majestic palace while the ark of God was in a tent! David determined to build God a temple. That night, God gave the prophet, Nathan, a message for David. "Have I ever asked you to build Me a house?" God said. "Since I brought the Israelites out of Egypt, I have dwelled in a tent."

God reminded David that he used to be a shepherd, but God had made him a king! God promised to give the Israelites a place to stay so they wouldn't need to move around anymore. God promised to give them rest from their enemies so they could stop fighting.

Though God denied David's desire to build God a house, God promised to make a house for David: a dynasty of his descendants and an everlasting kingdom.

As you teach preschoolers about God's covenant to David, help them understand the significance of David's everlasting kingdom. God's promise to David was ultimately fulfilled by his most significant descendant, Jesus Christ: "He will be great and will be called the Son of the Most High, and the Lord God will give Him the throne of His father David. He will reign over the house of Jacob forever, and His kingdom will have no end" (Luke 1:32-33).



Additional resources for each session are available at gospelproject.com. For free training and session-by-session help, visit <http://www.ministrygrid.com/web/thegospelproject>.

The BIBLE STORY

God Made a Covenant with David

2 Samuel 7

God chose David to be king of Israel. Saul had been king, but now David was king. God gave His people a time of peace.

One day, David was talking with Nathan the prophet. “I live in a palace of nice wood,” David pointed out. “But the ark of God sits inside a tent!”

“God is with you. Do what you want!” Nathan said. But God did not want David to do whatever he wanted. That night, God talked to Nathan. **God gave Nathan a message for David. This is what God wanted Nathan to say to David:**

“David, are you going to build a house for Me to live in? Think about what I have done for My people. I brought them out of Egypt. I gave them leaders to guide them. The entire time I have been with them, My house has been a tent. Did I ever ask anyone to build a temple for Me?

“Remember, you used to be a shepherd, David. But I made you a king. I helped you win your battles, and My people now live in their own land. There is no more fighting. I promise you, David, that you and your descendants will be kings. When you die, one of your sons will be king. He will be a strong king. He will build a house for Me. I will love him, and I will never leave him. When your son dies, his son will be king. The king will always be someone in your family.”

Nathan told David everything God said. David went into the tent he had set up for the ark of God. God was right. God had never asked anyone to build Him a temple. **Even though David wanted to build a temple for God,**

David chose to listen to God and obey Him instead.

David sat down and prayed.

“Lord God, I do not deserve anything You have done for me, and You promise to do so much more! **God**, You are so great! **There is no one like You! You chose the Israelites to be Your own people. You rescued them from slavery in Egypt.**

“God, please keep Your promises to me and my family. I am sure You will keep Your promises because You always do.”

Christ Connection: God promised David that every king of Israel would come from David's family. God kept His promise. God sent His Son, Jesus, to be part of David's family. Jesus is our King. Jesus is alive, and He will be King over God's people forever.

Large Group WORSHIP

SESSION TITLE: God Made a Covenant with David

BIBLE PASSAGE: 2 Samuel 7

MAIN POINT: God said Jesus would be part of David's family.

KEY PASSAGE: Psalm 47:7

BIG PICTURE QUESTION: Who is our King? Jesus is our King forever.

Welcome and worship with song

- "He Is King" song
- "Hallelujah" song

Welcome preschoolers to worship by playing "He Is King." Greet preschoolers with a smile. When all the preschoolers have arrived, sing an action song such as "Hallelujah" to engage them and help them feel welcomed.

Watch or tell the Bible story

- Bible
- "God Made a Covenant with David" video (optional)
- Bible Story Picture Poster
- Main Point Poster
- Giant Timeline or Big Story Circle

SAY • Today's Bible story is about King David. We're going to learn that God made a covenant, or a promise, with David. Let's listen for what promise God makes to David.

Open your Bible to 2 Samuel. Tell the Bible story in your own words, using the script provided, or show the video. Read the bolded version of the script for young preschoolers.

Practice the key passage and a Bible skill

- Bible
- Key Passage Poster
- Bible marker or ribbon
- "God Alone" song

Place a Bible marker or ribbon at Psalm 47:7. Invite a few volunteers to come up one at a time and open your Bible to the key passage. Point to the key passage as you read it aloud, inviting children to say each word after you.

SAY • Our key passage tells us that God is King of everything! God always keeps His promises. Since

He is King of everything, He has control over everything. That means He is in charge of families like David's. He knew that one day He was going to send His Son, Jesus, to be born into David's family! Sing the key passage song "God Alone" together.

Learn the big picture question and answer

SAY • Let's say our big picture question. Repeat after me:
Who is our King? Jesus is our King forever. Today we learned that **God said Jesus would be a part of David's family.** God had a plan before He even created the earth to send Jesus to be our King forever!

- Main Point Poster
- Big Picture Question Poster

Respond through song and prayer

SAY • **God said Jesus would be part of David's family.**
God promised David that every king of Israel would come from David's family. God kept His promise. God sent His Son, Jesus, to be part of David's family. Jesus is our King. Jesus is alive, and He will be King over God's people forever.

Sing "He Is King" and "Always Good" as preschoolers move with the music. Prepare for prayer by singing "Worthy." You may also collect an offering.

SAY • God, thank You for promising David that You would send Jesus to be part of his family. You promised that Jesus would be a better King because He is perfect! Please give us hearts that love You and trust in Jesus as our King forever.

- Main Point Poster
- "He Is King" song
- "Always Good" song
- "Worthy" song
- offering basket

Transition to small groups

- countdown video (optional)

Small Group ACTIVITIES

SESSION TITLE: God Made a Covenant with David

BIBLE PASSAGE: 2 Samuel 7

MAIN POINT: God said Jesus would be part of David's family.

KEY PASSAGE: Psalm 47:7

BIG PICTURE QUESTION: Who is our King? Jesus is our King forever.



LOW PREP

- puzzles depicting families

Work family puzzles

Set out puzzles depicting families. Guide preschoolers to work the puzzles. While preschoolers work, review the Bible story and invite them to tell you about their families. Be sensitive to family situations.

SAY • God gives us families. God promised David that every king of Israel would come from David's family
God said Jesus would be part of David's family.

Make a family place mat

- construction paper
- crayons or markers
- clear contact plastic

Tip: Invite preschoolers to draw Jesus' family instead to avoid bringing attention to sensitive family situations.

Invite a preschooler to draw a picture of his family on construction paper. Cover both sides of his completed drawing with clear contact plastic to make a place mat.

SAY • When you use this place mat, you can remember that God gave you a family. God is King of everything! **God said Jesus would be part of David's family** many, many years before Jesus was born. *Jesus is our King forever.*

Complete a building relay

- blocks

Form two teams, lined up single file. Designate one child on each team as the *son*. Place two sets of blocks across the room. When you say "go," one preschooler from each team

must walk across the room, take one block from her team's pile, and walk it back to her team's *son*. Preschoolers will continue gathering blocks as the *son* assembles a "temple." The team that completes their temple first is the winner.

SAY • God said David's son would build a temple for Him instead of David. God gave David a great promise.
God said Jesus would be part of David's family.

Build a tent

Gather sheets, blankets, and clothespins. Invite the children to build a tent together and take turns playing inside.

SAY • God's house had always been a tabernacle, or tent, so God could meet with His people as they traveled through the wilderness. God said that one of David's sons would build a temple to show that God would be with His people forever. Do you remember what else God promised? **God said Jesus would be part of David's family!**

- sheets and/or blankets
- clothespins

Option: Provide Bibles and books about families to read in the tent.

Guess who is missing

Set up several toy people or dolls in a row to represent a family. Instruct preschoolers to close their eyes or turn around as you quickly remove one of the figures and hide it. Invite preschoolers to open their eyes and determine which "family member" is missing.

SAY • God makes all families different, so your family doesn't look exactly like this one. God is King over every family. In the Bible story today, we learned that **God said Jesus would be part of David's family.**

- toy people
- dolls (optional)

Transition to large group closing

- countdown video (optional)

Large Group CLOSING

SESSION TITLE: God Made a Covenant with David

BIBLE PASSAGE: 2 Samuel 7

MAIN POINT: God said Jesus would be part of David's family.

KEY PASSAGE: Psalm 47:7

BIG PICTURE QUESTION: Who is our King? Jesus is our King forever.

Review

Point to the giant timeline or big story circle as you review today's Bible story. Ask the following review questions:

1. What did David want to build? (*David wanted to build a temple for God.*)
2. Did God want David to build Him a house? (*No.*)
3. Who made David a king and helped him win his battles? (*God*)
4. Name one of the promises God made David. (*His son would build the temple. The king would always be someone in David's family. God said that Jesus would be a part of David's family.*)
5. *Who is our King? Jesus is our King forever.*

SAY • God promised David that every king of Israel would come from David's family. God kept His promise. God sent His Son, Jesus, to be part of David's family. Jesus is our King. Jesus is alive, and He will be King over God's people forever.

Sing the key passage song or unit theme song.

Pray

Invite preschoolers to tell you any prayer requests they have.

SAY • God, thank You for keeping Your promise to David

- Bible
- Bible Story Picture Poster
- Giant Timeline or Big Story Circle
- Main Point Poster
- Big Picture Question Poster
- Key Passage Poster
- "God Alone" song
- "He Is King" song

by sending Your Son, Jesus, to be a part of his family.
Thank You for making Jesus King of everything.
Amen.

Missions story

If your preschool ministry is participating in a missions activity, discuss the activity, the reasons for it, and your group's progress. If you do not have a missions activity planned, talk about how important it is to tell others about King Jesus. You may also show the "Reaching the Migrant Workers" missions video.

SAY • Olivia and her friends went to Thailand to share the love Jesus with the people there. Most people in Thailand believe that you have to work really hard and do good things to go to heaven. Olivia and her friends told them the truth. God does not need people to do things for Him to make Him love them. God loves people just because He is God. God loves all people! That's why God sent His Son, Jesus, to rescue people from sin and to be their forever King! Whom can you share God's love with today?

- "Reaching the Migrant Workers" missions video
- "Missions Prayer Cards" printable

Count your family members

Write the numbers 2–10 on separate sheets of paper. Lay the pages on the floor in numerical order. Help the preschoolers count the number of family members in their home. Invite them to toss the beanbag onto the number of family members they have. Remind preschoolers God created each of our families differently, but He loves our families all the same! **God said Jesus would be part of David's family.**

- paper
- marker
- beanbag

David Sinned and Was Restored

BIBLE PASSAGE: 2 Samuel 11:1–12:14; Psalm 51

MAIN POINT: God forgave David.

KEY PASSAGE: Psalm 47:7

BIG PICTURE QUESTION: Who is our King? Jesus is our King forever.

**LARGE GROUP
WORSHIP**
(15–20 MINUTES)
PAGE 60



**SMALL GROUP
ACTIVITIES**
(25–30 MINUTES)
PAGE 62



**LARGE GROUP
CLOSING**
(10+ MINUTES)
PAGE 64



Leader BIBLE STUDY

The Ammonites were no strangers to the Israelites. They often fought over the region of Gilead, which stretched east of the Jordan River. David had tried showing kindness to the Ammonites, but they humiliated the Israelite ambassadors. (See 2 Sam. 10:1–5.) Thus began a war between the Israelites and Ammonites. This context sets the scene for the story of David's sin and restoration.

One evening, David looked from his rooftop and saw Bathsheba bathing. He inquired about her and found out that she was the wife of Uriah, one of David's elite soldiers. Her married status alone made her off-limits to David, but he nevertheless called for her and slept with her. David probably assumed his sin would go unnoticed, until Bathsheba told him she was pregnant. With Uriah gone to war, it was obvious the baby was not her husband's.

David had a plan. He called Uriah home from the battle and encouraged him to be with his wife. But Uriah refused. Uriah didn't think it was fair for him to be with his wife while other men were at war.

Plan B: David instructed his army commander to position Uriah in the most violent part of the battle so he would be killed. This time, David's plan worked. Uriah was killed, and David took Bathsheba as his wife.

God knew David's sin and sent Nathan the prophet to confront David. David's confession is recorded in Psalm 51. David knew making sacrifices would not be enough to please God and pay for his sin. God wanted David's heart to change so he would not want to sin again.

Like David, we need more than a changed lifestyle to be made right with God; we need new hearts. Jesus died to satisfy God's wrath against sin so that we could be made alive in Him.



Additional resources for each session are available at [gospelproject.com](http://www.gospelproject.com). For free training and session-by-session help, visit <http://www.ministrygrid.com/web/thegospelproject>.

The BIBLE STORY

David Sinned and Was Restored

2 Samuel 11:1–12:14; Psalm 51

David was the king of Israel. One of his jobs was to lead the army. One spring, David sent the army out to fight. He put another man in charge of the army, but David stayed home.

One evening, David was walking on the roof of his palace. He looked out and saw a beautiful woman named Bathsheba. Bathsheba was the wife of Uriah, one of the best men in David's army. David sent his messengers to get Bathsheba, and she came to David's house.

David knew he had done the wrong thing. Bathsheba was married to Uriah. David should not take another man's wife. David did not want to get into trouble, so he made a plan.

David told Uriah to come home from the battle. "Go spend time with your wife," he said. "You deserve it." But Uriah did not think it was fair for him to relax at home while the other men were at war. He slept on David's doorstep and would not go home to his wife.

David's plan was not working, so he made up another plan. This time, he **told the leader of the army to send Uriah into the hardest part of the battle. David hoped Uriah would be killed.**

So the leader of the army sent Uriah to the place where the fighting was most dangerous, and the enemy army killed Uriah. When Bathsheba heard that her husband was dead, she was very sad. **David took Bathsheba into his house to be his wife.**

God knew what David did, and He was not happy with David. God sent Nathan the prophet to talk to

David. Nathan told David a story. The story was about a man who took something that did not belong to him. The story made David angry, but Nathan said the story was about David. David had taken something that did not belong to him. Nathan told David that God was not happy with him, and David realized he had sinned against God.

After Nathan spoke to David, David wrote a psalm. He told God he was sorry and asked God to forgive him, and God did.

Christ Connection: God forgave David for his sins, but sin always has consequences. When we sin, God forgives us because Jesus faced the consequences for our sins when He died on the cross.

Large Group WORSHIP

SESSION TITLE: David Sinned and Was Restored

BIBLE PASSAGE: 2 Samuel 11:1–12:14; Psalm 51

MAIN POINT: God forgave David.

KEY PASSAGE: Psalm 47:7

BIG PICTURE QUESTION: Who is our King? Jesus is our King forever.

Welcome and worship with song

- “He Is King” song
- “Hallelujah” song

Welcome preschoolers to worship by playing “He Is King.” Greet preschoolers with a smile. When all the preschoolers have arrived, sing an action song such as “Hallelujah” to engage them and help them feel welcomed.

Watch or tell the Bible story

- Bible
- “David Sinned and Was Restored” video (optional)
- Bible Story Picture Poster
- Main Point Poster
- Giant Timeline or Big Story Circle

SAY • Today’s story is about a time when King David made a terrible choice. David sinned against God and others. Let’s find what David did when he realized God knew about his sin.

Open your Bible to 2 Samuel. Tell the Bible story in your own words, using the script provided, or show the video. Read the bolded version of the script for young preschoolers.

Practice the key passage and a Bible skill

- Bible
- Key Passage Poster
- Bible marker or ribbon
- “God Alone” song

Place a Bible marker or ribbon at Psalm 47:7. Invite a few volunteers to come up one at a time and open your Bible to the key passage. Point to the key passage as you read it aloud, inviting children to say each word after you.

SAY • Our key passage reminds us that God is King of everything! This verse also tells us that because God

is King, He is worthy of praise! We can sing songs and pray to God to tell Him that we love Him. Sing the key passage song “God Alone” together.

Learn the big picture question and answer

SAY • Let’s say our big picture question together: ***Who is our King?*** [Allow for responses.] ***Jesus is our King forever.*** In today’s Bible story we learned that King David sinned. **God forgave David** when David said he was sorry for his sin. One day King Jesus, our perfect King, would save us from our sin by dying on the cross and coming back to life.

- Main Point Poster
- Big Picture Question Poster

Respond through song and prayer

SAY • God loved David too much to allow him to cover up his sins. David told God he was sorry and asked God to forgive him, and **God forgave David**. Even though **God forgave David**, David still faced the consequences for his sin. When we sin, God forgives us because Jesus faced the consequences for our sins when He died on the cross and came back to life.

Sing “He Is King” and “Humble Yourself” as preschoolers move with the music. Prepare for prayer by singing “Worthy.” You may also collect an offering.

SAY • God, thank You for forgiving David when he asked You for forgiveness. Thank You for sending Jesus to save us from our sin once and for all. Help us to say we are sorry when we sin. Thank You for always forgiving us. We love You, Jesus! Amen.

- Main Point Poster
- “He Is King” song
- “Humble Yourself” song
- “Worthy” song
- offering basket

Transition to small groups

- countdown video (optional)

Small Group ACTIVITIES

SESSION TITLE: David Sinned and Was Restored

BIBLE PASSAGE: 2 Samuel 11:1–12:14; Psalm 51

MAIN POINT: God forgave David.

KEY PASSAGE: Psalm 47:7

BIG PICTURE QUESTION: Who is our King? Jesus is our King forever.



LOW PREP

Questions:

- Are you a girl?
- Do you have a brother?
- Do you have a dog?
- Is your hair blond?
- Is vanilla your favorite ice cream?

- Allergy Alert download
- dull pennies
- small cups
- water
- ketchup
- cotton swabs
- hand wipes (for cleanup)



LOW PREP

- “He Is King” song (optional)

Play stand up, sit down

Explain that you will ask preschoolers questions and if their answer is “yes,” they should stand up. If their answer is “no,” they should remain seated. Use the questions in the margin as a guide. Ask, “Are you a sinner?” as the final question.

SAY • We should all stand up on that last question. We are all sinners. David sinned, and **God forgave David.** When we trust in Jesus, God forgives our sin because Jesus died on the cross and came back to life for us.

Clean pennies

Post an allergy alert before class. Invite preschoolers to examine the dirty pennies. Demonstrate how to drop a penny in a small cup of ketchup and use a cotton swab to remove the rust or tarnish. Invite children to clean the pennies and rinse them clean with water.

SAY • **God forgave David** for his sins. Not only that, but God restored David. To restore means to make something like new. Jesus saves and restores!

Play key passage musical chairs

Set up a chair for each preschooler in an outward facing circle. Play music while preschoolers walk around the chairs.

When the music stops, children will sit down in the chair closest to them and say the key passage together.

SAY • Our key passage comes from the Bible. We find God's rules for life in the Bible. We also learn about God's forgiveness in the Bible. David broke God's rules, but **God forgave David**. God forgives us for breaking His rules when we say we are sorry and put our trust in Jesus.

Talk about sin

Before the session write *STOP* on a red plastic plate for each preschooler and tape it to a paint stir stick. Explain that sin is when we do the things God says not to do and don't do the things God says to do. Call out actions and ask preschoolers to hold up their stop signs if that action is sin. Use the actions in the margin as a guide.

SAY • God knows how life works best. Life works best and we have joy when we obey God's rules. When we break God's rules, we hurt ourselves and others. David broke God's rules, but **God forgave David** when he said he was sorry. God made a way to forgive us for our sin when He sent Jesus. Even though we are sinners and break God's rules, we can still have joy when we trust in Jesus!

Make "sin" signs

Cut out an octagon from white heavyweight paper for each preschooler. Write *SIN* heavily with a white crayon on the circles. Invite preschoolers to paint their octagon with red watercolor paint to reveal the hidden word.

SAY • Sin hurts us and others. David sinned, and **God forgave David** when he said he was sorry.

- red plastic plates, 1 per child
- paint stir sticks, 1 per child
- tape
- permanent marker

Actions:

- Talking when your teacher says to be quiet.
- Taking your friend's toy.
- Saying "no" when your Dad tells you to do something.
- Throwing a fit when you don't get your way.
- Hitting your brother.

- white heavyweight paper
- scissors
- white crayon
- red watercolor paint
- paintbrushes
- cups
- smocks
- countdown video (optional)

Transition to large group closing

Large Group CLOSING

SESSION TITLE: David Sinned and Was Restored

BIBLE PASSAGE: 2 Samuel 11:1–12:14; Psalm 51

MAIN POINT: God forgave David.

KEY PASSAGE: Psalm 47:7

BIG PICTURE QUESTION: Who is our King? Jesus is our King forever.

Review

- Bible
- Bible Story Picture Poster
- Giant Timeline or Big Story Circle
- Main Point Poster
- Big Picture Question Poster
- Key Passage Poster
- “God Alone” song
- “He Is King” song

Point to the giant timeline or big story circle as you review today’s Bible story. Ask the following review questions:

1. How did David sin against God? (*David took Uriah’s wife.*)
2. How did David try to hide his sin? (*David sent Uriah to the place where fighting was most dangerous so Uriah would die.*)
3. Whom did God send to tell David that what he did was wrong? (*Nathan*)
4. What did David do when Nathan talked to him about his sin? (*David told God that he was sorry, and God forgave David.*)
5. *Who is our King? Jesus is our King forever.*

SAY • God loved David, and **God forgave David** for his sins, but sin always has consequences. When we sin, God forgives us because Jesus faced the consequences for our sins when He died on the cross and came back to life.

Sing the key passage song or unit theme song.

Pray

Invite preschoolers to tell you any prayer requests they have.

SAY • God, thank You for forgiving us when we say we are sorry for our sin. Thank You for sending Your Son, Jesus, to rescue us from our sin. We love You. Amen.

Missions story

If your preschool ministry is participating in a missions activity, discuss the activity, the reasons for it, and your group's progress. If you do not have a missions activity planned, talk about how when we put our faith in Jesus, God forgives us no matter what we have done. You may also show the "Leaving the Ladder" missions video.

SAY • Brian Koehler lives right here in the United States in a town called Hungry Horse, Montana. Brian did not love God, but God loved Brian. Brian's kids were going to Canyon Baptist Church without Brian. When Brian saw how much the people at the church loved his kids, he decided to visit the church. Brian saw God's love for him and decided to turn from his sin and follow Jesus. Let's pray for Canyon Baptist Church that God would use them to show more people about His love and forgiveness. How can we show God's love and forgiveness to people?

- "Leaving the Ladder" missions video
- "Missions Prayer Cards" printable

Sing a song

Invite the children to sing to the tune of "Mary Had a Little Lamb."

"Thank You, God, for saving me, saving me, saving me!
Thank You, God, for saving me
Saving me from sin!"

Remind preschoolers that Jesus is a King who saves His people from sin.

Unit 11: God All-Wise

Unit Description:

Solomon ruled Israel with great wisdom that God had given him, and he obeyed God when he built the temple. Despite his wisdom, Solomon sinned and his sin led to the nation of Israel being divided into two kingdoms. Solomon reminds us of our need for Jesus, the sinless King who is true wisdom. (1 Cor. 1:30)

Key Passage:

Proverbs 2:6

Big Picture Question:

Where does wisdom come from? Wisdom comes from God.



Unit 11: God All-Wise

Session 1:

Bible Story:

Solomon Asked for Wisdom

Bible Passage:

1 Kings 2:1-4, 10-12; 3:1-15

Main Point:

Solomon asked God for wisdom.

Session 2:

Bible Story:

Wisdom for God's People

Bible Passage:

Proverbs 1:1-7; 3:1-12; 4:10-19

Main Point:

Wisdom is loving God and obeying His Word.

Session 3:

Bible Story:

Solomon Built the Temple

Bible Passage:

1 Kings 6-8

Main Point:

God chose Solomon to build a temple.

Session 4:

Bible Story:

Solomon's Sin Divided the Kingdom

Bible Passage:

1 Kings 11-12

Main Point:

God split Israel into two kingdoms.

1 Solomon Asked for Wisdom

BIBLE PASSAGE: 1 Kings 2:1-4,10-12; 3:1-15

MAIN POINT: Solomon asked God for wisdom.

KEY PASSAGE: Proverbs 2:6

BIG PICTURE QUESTION: Where does wisdom come from? Wisdom comes from God.

**LARGE GROUP
WORSHIP**
(15–20 MINUTES)
PAGE 72

**SMALL GROUP
ACTIVITIES**
(25–30 MINUTES)
PAGE 74

**LARGE GROUP
CLOSING**
(10+ MINUTES)
PAGE 76



Leader BIBLE STUDY

David's sin with Bathsheba yielded difficult consequences, but God showed David and Bathsheba that He still loved them. After the death of their first son, Bathsheba gave birth to Solomon. Nathan, the prophet whom God had used to confront David concerning his sin, gave Solomon a second name: Jedidiah, which means "Beloved of the Lord." God chose Solomon to be king. (See 2 Sam. 12:24-25; 1 Chron. 22:9-13.)

Early in Solomon's life, God appeared to him in a dream. "What should I give you?" God asked. Solomon's response set him apart from many other kings. His God-honoring qualities were apparent. First, Solomon humbly acknowledged his lack of experience in leading God's people. Then he said, "Give Your servant an obedient heart to judge Your people and to discern between good and evil. For who is able to judge this great people of Yours?" (1 Kings 3:9).

If you were a king or queen and God offered to give you anything you asked for, what request would you make? Ask the preschoolers you teach what they would ask for if they could receive anything their hearts desired. One might assume that a king would ask for power or for victory over his enemies. Perhaps he would ask for riches or to live a long life. Solomon asked for none of these. Instead, he asked God to make him wise. God was pleased with Solomon's request, and He agreed to give Solomon a wise and understanding heart.

Solomon's heart was surrendered to God. God created people to do His will. Jesus was greater than Solomon. (See Matt. 12:42.) He completely trusted God with His life. Jesus surrendered His own life to die on the cross for our sins so that God could bring us back to Himself.



MINISTRY GRID
training made simple

1

Additional resources for each session are available at gospelproject.com. For free training and session-by-session help, visit <http://www.ministrygrid.com/web/thegospelproject>.

The BIBLE STORY

Solomon Asked for Wisdom

1 Kings 2:1-4, 10-12; 3:1-15

David was an old man. He **had been the king of Israel for a long time. Now his son Solomon was going to be the king.** Before David died, he gave Solomon some special instructions.

David said, “Be strong and brave, Solomon. Obey God, and you will be a good king. God will keep His promise to us. Every king of Israel will come from our family.”

David told Solomon to make wise choices, and he told him how to treat his enemies. Then David died, and Solomon was the king of Israel.

One night, God talked to Solomon in a dream. God said, “Solomon, ask for anything you want, and I will give it to you.” Now, a king might have asked to live a long life or to be very rich. Solomon could have asked God to take away all his enemies. But Solomon did not ask to be rich or to live a long time. He asked for something even better.

Solomon said, “God, I am young, and I do not know very much about being a king. Please make me wise. Help me obey You. Help me know what is right and wrong. Help me be a good leader.”

God said to Solomon, “I am happy you have asked for wisdom. I am going to make you more wise and understanding than anyone who has ever lived. No one in the future will ever be as wise as you, Solomon.”

Then God said, **“Because you asked for wisdom, I will also give you what you did not ask for: long life, riches,**

and honor. You will be greater than any other king while you are alive.”

Solomon woke up. God had spoken to him in a dream!
Solomon thanked God and praised Him.

Christ Connection: Solomon was a wise king who wanted to follow God's plan. God had a plan to send a greater and wiser king—Jesus. Jesus trusted God and followed God's plan by dying on the cross for our sin.

Large Group WORSHIP

SESSION TITLE: Solomon Asked for Wisdom

BIBLE PASSAGE: 1 Kings 2:1-4,10-12; 3:1-15

MAIN POINT: Solomon asked God for wisdom.

KEY PASSAGE: Proverbs 2:6

BIG PICTURE QUESTION: Where does wisdom come from? Wisdom comes from God.

Welcome and worship with song

- “Wisdom” song
- “God’s Promises” song

Welcome preschoolers to worship by playing “Wisdom.” Greet preschoolers with a smile. When all the preschoolers have arrived, sing an action song such as “God’s Promises” to engage them and help them feel welcomed.

Watch or tell the Bible story

- Bible
- “Solomon Asked for Wisdom” video (optional)
- Bible Story Picture Poster
- Main Point Poster
- Giant Timeline or Big Story Circle

SAY • King David’s son Solomon was a young man when he became king, but God helped him lead with wisdom. Wisdom is different than being smart. Wisdom is about knowing how to make right choices. Let’s find out how God gave Solomon wisdom.

Open your Bible to 1 Kings. Tell the Bible story in your own words, using the script provided, or show the video. Read the bolded version of the script for young preschoolers.

Practice the key passage and a Bible skill

- Bible
- Key Passage Poster
- Bible marker or ribbon
- “The Lord Gives Wisdom” song

Place a Bible marker or ribbon at Proverbs 2:6. Invite a few volunteers to come up one at a time and open your Bible to the key passage.

SAY • Our key passage comes from the Book of Proverbs, and it teaches that wisdom comes from God. Since

God made the world and everything in it, He knows how it works best. Wisdom is what God says is right and good. We learn wisdom from the Bible.

Sing the key passage song “The Lord Gives Wisdom” together.

Learn the big picture question and answer

SAY • Our big picture question for the next few weeks is, *Where does wisdom come from?* Do you have some ideas? [*Invite preschoolers to respond.*] That’s right! *Wisdom comes from God.* God shares His wisdom with us in the Bible.

• Big Picture Question Poster

Respond through song and prayer

SAY • **Solomon asked God for wisdom.** Solomon understood that wisdom only comes from God. Solomon was a wise king who wanted to follow God’s plan. God had a plan to send a greater and wiser king—Jesus. Jesus trusted God and followed God’s plan by dying on the cross for our sin.

Sing “Wisdom” and “Live to Worship You” as preschoolers move with the music. Prepare for prayer by singing “With All My Heart.” You may also collect an offering.

SAY • God, thank You for giving wisdom to Your people. Thank You for giving us much more than we ask for, just like You did with King Solomon. Thank You for sending Jesus to die on the cross and come back to life to save us from our sin. We love You. Amen.

• Main Point Poster
• “Wisdom” song
• “Live to Worship You” song
• “With All My Heart” song
• offering basket

Transition to small groups

• countdown video (optional)

Small Group ACTIVITIES

SESSION TITLE: Solomon Asked for Wisdom

BIBLE PASSAGE: 1 Kings 2:1-4,10-12; 3:1-15

MAIN POINT: Solomon asked God for wisdom.

KEY PASSAGE: Proverbs 2:6

BIG PICTURE QUESTION: Where does wisdom come from? Wisdom comes from God.



• toy or paper crown

Follow the king/queen

Place the crown on a child's head. Guide the rest of the group to line up behind him. The "king" will lead the other children around the room while marching, hopping, or twirling. The rest of the group must copy his movements. Give each child an opportunity to be the "king" or "queen."

SAY • Did you like to be the leader? Being the leader can be fun, but being the leader can be hard as well.

Solomon asked God for wisdom to lead God's people well. God planned to send an even wiser king who would lead God's people perfectly—Jesus.

Follow the key passage path

- construction paper
- marker
- yarn
- tape

Write each word of the key passage on a sheet of paper and hang the words out of order around the room. Write two or three words per page for younger preschoolers. Make a yarn path connecting the words of the key passage in the correct order. Lead the preschoolers to follow the yarn path to each word of the key passage and say it as a group.

SAY • *Where does wisdom come from? Wisdom comes from God.* We can ask God for wisdom just like **Solomon asked God for wisdom.**

Make a crown

Guide each preschooler to decorate a strip of yellow paper with markers, shiny stickers, and jewels. Tape another strip of yellow paper to one end of the decorated strip. Place the crown around the child's head and secure it with tape.

SAY • A king or queen often wears a crown. **Solomon asked God for wisdom** to be a good king to help him follow God's plan. King Jesus followed God's plan too by dying on the cross for sin.

- yellow construction paper
- scissors
- tape
- markers
- shiny stickers
- stick-on jewels

Make a collage

Write *Wisdom is better!* on a large sheet of paper. Invite preschoolers to look through catalogs and magazines and cut or tear out pictures of items they would like to have. Guide preschoolers to glue the pictures on the large sheet of paper. Display the collage in the classroom or a hallway.

SAY • Having wisdom is even better than having the things we glued on our collage. **Solomon asked God for wisdom.** We can ask God to make us wise too!

- large sheet of paper
- marker
- scissors
- catalogs or circulars
- glue stick

Look at family picture albums

Bring a family photo album from home for preschoolers to look through. Consider showing preschoolers family photos on a computer, tablet, or mobile phone as well. Talk with preschoolers about your families.

SAY • Solomon became king after his father, David. David reminded Solomon of God's promise that every king of Israel would come from their family. King Jesus came from David and Solomon's family.

- family photo album
- computer, tablet, or mobile phone (optional)

Transition to large group closing

- countdown video (optional)

Large Group CLOSING

SESSION TITLE: Solomon Asked for Wisdom

BIBLE PASSAGE: 1 Kings 2:1-4,10-12; 3:1-15

MAIN POINT: Solomon asked God for wisdom.

KEY PASSAGE: Proverbs 2:6

BIG PICTURE QUESTION: Where does wisdom come from? Wisdom comes from God.

Review

- Bible
- Bible Story Picture Poster
- Giant Timeline or Big Story Circle
- Main Point Poster
- Big Picture Question Poster
- Key Passage Poster
- “Wisdom” song
- “The Lord Gives Wisdom” song

Point to the giant timeline or big story circle as you review today’s Bible story. Ask the following review questions:

1. Who became king after David died? (*David’s son Solomon*)
2. Who talked to Solomon in a dream? (*God*)
3. What did Solomon ask God to give him? (**Solomon asked for wisdom.**)
4. What did God give Solomon? (*wisdom, long life, riches*)
5. ***Where does wisdom come from? Wisdom comes from God.***

SAY • David told Solomon to obey God and he would be a good king. Solomon knew he needed help. **Solomon asked God for wisdom.** God made Solomon wiser than anyone, but one day God would send a king even wiser than Solomon—His own Son, Jesus. Jesus would follow God’s plan to save people from sin.

Sing the key passage song or unit theme song.

Pray

Invite preschoolers to tell you any prayer requests they have.

SAY • God, like You did for Solomon, help us to know that

we need Your help to be wise and happy. When we ask You for wisdom, You will give it. Thank You for sending Your Son, Jesus, to be our wise King. Amen.

Missions story

If your preschool ministry is planning a missions activity, introduce the activity and talk about the reasons for it. If you do not have a missions activity planned, talk about how **Solomon asked God for wisdom** to lead His people. We can ask God to give us wisdom to know how to talk to people about Jesus. You may also show the “One True God” missions video.

SAY • Have you been to Vacation Bible School before? The volunteers in our video traveled to India to do VBS for the children who live there. For most of these children, it was not only their first time to go to VBS, but it was their first time to hear about Jesus! Let’s ask God to send more people to India to tell the people there about Jesus. Let’s also ask God to show us friends here who need to hear about Jesus too.

- “One True God” missions video
- “Missions Prayer Cards” printable

Wise Choices

Draw a smiley face on the green paper and a frowny face on the red paper. Tape the faces on opposite sides of the room. Explain that you will say a statement and if the preschoolers think it is a wise choice, they will run to the smiley face. If they think it is a wrong choice, they will run to the frowny face. Use the statements in the margin or create your own. Remind preschoolers that ***Wisdom comes from God.***

- green and red construction paper
- tape
- marker

Choices

- I choose to hug my sad friend.
- I choose to steal the crayon.
- I choose to throw my paper.
- I choose to pray.
- I choose to hit someone.
- I choose to help my teacher clean up after the craft.

Wisdom for God's People

BIBLE PASSAGE: Proverbs 1:1-7; 3:1-12; 4:10-19

MAIN POINT: Wisdom is loving God and obeying His Word.

KEY PASSAGE: Proverbs 2:6

2 **BIG PICTURE QUESTION:** Where does wisdom come from? Wisdom comes from God.

**LARGE GROUP
WORSHIP**
(15–20 MINUTES)
PAGE 82

**SMALL GROUP
ACTIVITIES**
(25–30 MINUTES)
PAGE 84

**LARGE GROUP
CLOSING**
(10+ MINUTES)
PAGE 86



Leader BIBLE STUDY

“Look both ways before crossing the street.” “Don’t touch the stove; it’s hot.” “Stay in your seat.” Young children need to hear these instructions because left to their own devices, most would run into traffic, burn their hands on stove tops, and meander around the dining room.

As young children discover the world and begin to understand how it works, they are prone to making foolish decisions. So it is with sinners.

On our own, we would trust in ourselves and lean on our own understanding. (See Prov. 3:5.) We would turn toward evil, rather than away from it. (See Prov. 3:7.) We would despise the Lord's discipline. (See Prov. 3:11.) Our lives would end in destruction. But in His great mercy, God has given to us in His Word the Book of Proverbs.

When Solomon became king, God told Solomon he could ask for anything. Solomon asked for wisdom. Wisdom is the knowledge and understanding of what is right, true, honest, and fair. Solomon wrote down many wise sayings in the Book of Proverbs. God empowered Solomon to lead God's people well, and other kings and queens traveled from far away to learn from him.

The proverbs teach us that there are two ways to live: a wise way and a foolish way. God made the world and He knows how it works best. He made people and knows the best way for them to live and have joy. Our sin makes us foolish, but wisdom comes from God.

Solomon was a wise leader, but more than 900 years later, God provided someone greater than Solomon—His Son, Jesus. (See Matt. 12:42.) As you teach, help preschoolers understand that the gospel—the good news of what Jesus has done for sinners—“seems foolish to those who are lost and dying. But it is God's power to us who are being saved” (1 Cor. 1:18).



Additional resources for each session are available at [gospelproject.com](http://www.gospelproject.com). For free training and session-by-session help, visit <http://www.ministrygrid.com/web/thegospelproject>.

The BIBLE STORY

Wisdom for God's People

Proverbs 1:1-7; 3:1-12; 4:10-19

When King David died, his son Solomon became king. God said, “Ask for anything you want.” Solomon asked God to make him wise, so God did. **God gave Solomon wisdom. Solomon’s wisdom helped him know how to make right choices and live in a way that made God happy. Kings and queens from far away heard how wise Solomon was, and they visited Solomon to learn from him.**

Solomon wrote down many wise sayings. These sayings are the Book of Proverbs. They can help people live wisely. These are some of the words Solomon wrote.

“Proverbs are good for teaching you wisdom and how to know what is right, honest, and fair. **Everyone can have wisdom—young people and old people! If you really want to be wise, the first thing to do is fear God. Fearing God means to respect Him and be amazed at Him. Only foolish people ignore wisdom and instruction.**

“Listen to the things I am teaching you. They will help you live a long life, and you will be successful. Love people and look for the truth. You will find favor with God and with man.

“Trust in the Lord with all your heart, and do not trust in what you know yourself. Think about God in everything you do, and He will guide you to do the right thing.

“Do not pretend that you know everything. Run to God, and run away from evil. Then you will be healthy and strong. **Honor God with everything you have, and give**

Him the first and the best of what you have. He will provide more than you need.

“When God disciplines you, do not hate what He is doing. God trains you because He loves you, like a father trains his son.

“This advice will help you become wise. Stay away from people who do evil things. Do not act like they do. Evil people make trouble and hurt others. They make bad decisions. A wise person is like the morning sun, and a foolish person is like darkness. They cannot see where they are going, and they fall down.”

Christ Connection: God gives us wisdom. He made everything and knows how it works best. Everyone sins and makes foolish choices, but God sent His Son to save us. Jesus makes us wise and holy, and He frees us from sin. (1 Cor. 1:24,30)

Large Group WORSHIP

SESSION TITLE: Wisdom for God's People

BIBLE PASSAGE: Proverbs 1:1-7; 3:1-12; 4:10-19

MAIN POINT: Wisdom is loving God and obeying His Word.

KEY PASSAGE: Proverbs 2:6

BIG PICTURE QUESTION: Where does wisdom come from? Wisdom comes from God.

Welcome and worship with song

- "Wisdom" song
- "God's Promises" song

Welcome preschoolers to worship by playing "Wisdom." Greet preschoolers with a smile. When all the preschoolers have arrived, sing an action song such as "God's Promises" to engage them and help them feel welcomed.

Watch or tell the Bible story

- Bible
- "Wisdom for God's People" video (optional)
- Bible Story Picture Poster
- Main Point Poster
- Giant Timeline or Big Story Circle

SAY • Last week we learned **Solomon asked God for wisdom**. God made Solomon very wise, and Solomon wrote down many of his wise sayings, or proverbs, in the Bible. Let's look at some of the things that Solomon wrote in the Book of Proverbs.

Open your Bible to Proverbs. Tell the Bible story in your own words, using the script provided, or show the video. Read the bolded version of the script for young preschoolers.

Practice the key passage and a Bible skill

- Bible
- Key Passage Poster
- Bible marker or ribbon
- "The Lord Gives Wisdom" song

Place a Bible marker or ribbon at Proverbs 2:6. Invite a few volunteers to come up one at a time and open your Bible to the key passage. Point to the key passage as you read it aloud, inviting preschoolers to say each word after you.

SAY • Solomon was very wise, and he wrote that God is the

One who gives people wisdom and understanding.
The Bible tells us what it looks like to be wise.
Sing the key passage song “The Lord Gives Wisdom”
together.

Learn the big picture question and answer

SAY • *Where does wisdom come from?* [Allow for responses.]

That is correct, **Wisdom comes from God.** Just like our key passage teaches, all wisdom, knowledge and understanding comes from God. Everyone can have wisdom—young people and old people! We only have to ask God for wisdom, and He will give it.

• Big Picture Question Poster

Respond through song and prayer

SAY • **Wisdom is loving God and obeying His Word.**

God made everything and knows how it works best.
Everyone sins and makes foolish choices, but God sent His Son to save us. Jesus makes us wise and holy, and He frees us from sin.

Sing “Wisdom” and “Word of God to Me” as preschoolers move with the music. Prepare for prayer by singing “With All My Heart.” You may also collect an offering.

SAY • God, thank You for teaching us wisdom through Your words in the Bible. God, help us to do things Your way and not our own way. As we grow up, help us to trust You more and more every day and to put You first in everything we do. Amen.

• Main Point Poster
• “Wisdom” song
• “Word of God to Me” song
• “With All My Heart” song
• offering basket

Transition to small groups

• countdown video (optional)

Small Group ACTIVITIES

SESSION TITLE: Wisdom for God's People

BIBLE PASSAGE: Proverbs 1:1-7; 3:1-12; 4:10-19

MAIN POINT: Wisdom is loving God and obeying His Word.

KEY PASSAGE: Proverbs 2:6

BIG PICTURE QUESTION: Where does wisdom come from? Wisdom comes from God.



Mother, May I?

Form a line. Choose a preschooler to be *Mother* or *Father*. Guide preschoolers to take turns asking to take a certain number and type of step. *Mother* will answer “yes” or “no.” If the answer is “no,” *Mother* must offer an alternative. The child who reaches *Mother* first wins.

SAY • You had to obey *Mother*. God's Word tells us to obey our real parents because we love them just like we obey God because we love Him. **Wisdom is loving God and obeying His Word.** We sin and make foolish choices, but Jesus obeyed God perfectly. Jesus frees us from sin and makes us wise and holy.

Stained glass heart

- clear contact plastic
- scissors
- tape
- red tissue paper
- adhesive labels with the key passage

Cut out a heart from clear contact plastic for each preschooler and tape it to the table sticky side up. Invite a preschooler to tear red tissue paper into small pieces and stick it on her heart cutout. Be careful that no sticky parts remain. Guide each preschooler to place a label with the key passage on his or her heart.

SAY • Proverbs 2:6 tells us that God gives us wisdom and understanding. **Wisdom is loving God and obeying His Word.** We can't do that on our own. When we

trust in Jesus, He changes us so that we want to love God and obey Him with our whole heart.

Find the Bible

Hide a Bible and invite preschoolers to find it. Allow preschoolers to take turns hiding and finding the Bible.

SAY • The Bible is the most important book of all. The Bible is God's words. **Wisdom is loving God and obeying His Word.** The Bible tells us what God did for us when He sent Jesus and how we can live differently because Jesus frees us from sin.



- Bible

Is it wise?

Form a circle. Ask if a certain action is wise. Then toss a beanbag to a preschooler. The preschooler with the beanbag must answer if the action is wise or not. Continue asking questions and tossing the beanbag. Use the questions in the margin or create your own.

SAY • We can know what is a wise decision by what God tells us in the Bible. If we ask God, He will help us be wise. ***Wisdom comes from God.*** Jesus is wise because He is God the Son.

- beanbag

Questions:

- Is it wise to hit your sister?
- Is it wise to hug your grandma?
- Is it wise to call people mean names?
- Is it wise to come to church?
- Is it wise to be kind to your pet?

Dig for letters

Hide magnetic letters in a plastic tub filled with shredded paper. Display the word **WISDOM**. Challenge preschoolers to dig for letters and form the word *wisdom*. Hide only the correct letters for younger preschoolers.

SAY • We do not have to search for wisdom, we only have to ask God for it. ***Where does wisdom come from? Wisdom comes from God. Wisdom is loving God and obeying His Word.***

- paper
- marker
- plastic tub
- shredded paper
- magnetic letters

Transition to large group closing

- countdown video (optional)

Large Group CLOSING

SESSION TITLE: Wisdom for God's People

BIBLE PASSAGE: Proverbs 1:1-7; 3:1-12; 4:10-19

MAIN POINT: Wisdom is loving God and obeying His Word.

KEY PASSAGE: Proverbs 2:6

BIG PICTURE QUESTION: Where does wisdom come from? Wisdom comes from God.

Review

Point to the giant timeline or big story circle as you review today's Bible story. Ask the following review questions:

1. What is wisdom? (**Wisdom is loving God and obeying His Word.**)
2. Where can we find many of King Solomon's wise sayings? (*Book of Proverbs*)
3. What does it mean to fear God? (*to respect God and be amazed at Him*)
4. Why does God discipline us like a father disciplines his son? (*God loves us.*)
5. ***Where does wisdom come from? Wisdom comes from God.***

SAY • Everyone sins and makes foolish choices, but God sent His Son to save us. When we put our trust in Jesus, He makes us wise and holy. Jesus frees us from sin so we can love and follow Him.

Sing the key passage song or unit theme song.

Pray

Invite preschoolers to tell you any prayer requests they have.

SAY • God, thank You for sharing Your wisdom with us in Your Word. Thank You for loving us even when we

- Bible
- Bible Story Picture Poster
- Giant Timeline or Big Story Circle
- Main Point Poster
- Big Picture Question Poster
- Key Passage Poster
- "Wisdom" song
- "The Lord Gives Wisdom" song

don't make wise decisions. You sent Your Son to save us from the sinful and foolish choices we make. We know that Jesus makes us wise and holy when we trust in Him. Amen.

Missions story

If your preschool ministry is participating in a missions activity, discuss the activity, the reasons for it, and your group's progress. If you are not participating in a missions activity, talk about how wisdom starts with fearing God. Fearing God means to respect God and be amazed at Him. Many people do not know about God, so they do not love God or respect Him. We can tell those people about God and the wisdom that comes from Him. You may also show the missions video "Caroline in India."

SAY • Many people in India do not know the one true God who gives wisdom. Caroline and her family lived in India so that they could tell the people there about Jesus. Let's pray that people in India will know that God sent His Son, Jesus, to save them and make them wise and holy.

- "Caroline in India" video
- "Missions Prayer Cards" printable

Tell wise/unwise stories

Tell preschoolers a story from your childhood about a wise or foolish decision you made. Make the story engaging by using voice inflection, eye contact, dramatic pauses, and even sound effects. Encourage children to interact with you by giving a thumbs-up when you make wise decisions and thumbs-down when you make an unwise decision in the story. If you do not feel comfortable telling a personal story, you may read a storybook with a similar theme.

- non-fantasy storybook (optional)

Solomon Built the Temple

BIBLE PASSAGE: 1 Kings 6–8

MAIN POINT: God chose Solomon to build a temple.

KEY PASSAGE: Proverbs 2:6

BIG PICTURE QUESTION: Where does wisdom come from? Wisdom comes from God.

3

**LARGE GROUP
WORSHIP**
(15–20 MINUTES)
PAGE 92



**SMALL GROUP
ACTIVITIES**
(25–30 MINUTES)
PAGE 94



**LARGE GROUP
CLOSING**
(10+ MINUTES)
PAGE 96



Leader BIBLE STUDY

When David was king, he wanted to build a temple for God, but God did not allow him to. “When your time comes and you rest with your fathers, I will raise up after you your descendant, who will come from your body, and I will establish his kingdom. He will build a house for My name, and I will establish the throne of his kingdom forever” (2 Sam. 7:12-13). God said King David’s son would build the temple.

King Solomon began to gather materials to build the temple. He ordered cedar and cypress timbers from Lebanon. He gathered 30,000 men from all of Israel as laborers to excavate stone and prepare the timbers for the temple's construction.

The temple was impressive. The entire interior was cedar. King Solomon had everything covered with gold. In all, it took seven years for the temple to be completed. Inside the temple was furniture and accessories. (See 1 Kings 7:48-50.)

The time came to dedicate the temple. All of the Israelites gathered in Jerusalem. The priests brought the ark of the Lord to the most holy place, and a cloud filled the house of the Lord. God's glory filled the temple.

Solomon prayed and praised God for keeping His covenant with David. He recognized that God is not confined to a temple. "Even heaven, the highest heaven, cannot contain You, much less this temple I have built" (1 Kings 8:27). Solomon's prayer and speech was followed by a great offering to God.

The temple was where God met with His people, and it gave God's people a more permanent place to worship Him. The priests followed specific instructions to approach God on behalf of His people. Jesus changed everything when He died for our sins on the cross. By taking our sin upon Himself, Jesus made the way for sinners to come to God.



Additional resources for each session are available at [gospelproject.com](http://www.gospelproject.com). For free training and session-by-session help, visit <http://www.ministrygrid.com/web/thegospelproject>.

The BIBLE STORY

Solomon Built the Temple

1 Kings 6–8

Solomon was the king of Israel. God made Solomon a very wise king. One day, Solomon began to build a temple for God. **Ever since God had saved the Israelites from Egypt, God had been with them in a tent. Now God allowed Solomon to build Him a temple.**

Building a temple was a very big job! King Solomon had many, many men helping build the temple for God. The workers cut cedar logs and big stone blocks. They worked hard and laid the bottom of the temple. They built the outside of the temple.

God was happy with the temple, and He made a promise to Solomon: “If you obey Me and do what I say, I will keep the promise I made to your father, David. I will live among the Israelites, and I will not leave My people.”

The builders kept working hard to build the temple. They worked **for seven more years**, and they did a very good job! The temple had many rooms, and inside the temple were wood panels with flowers carved on them. **King Solomon covered everything on the inside of the temple with pure gold.** He hired some men to make bronze furniture for the temple, like bronze bowls for holding water.

Finally, the temple was ready! It was time for Solomon to move the ark of God into the new temple. **King Solomon gathered the leaders of Israel. As the priests moved the ark and the tent of meeting, King Solomon and everyone who was there sacrificed sheep and cattle**

to God. There were so many sheep and cattle; no one could count them!

When the priests came out of the temple, the temple was filled by a cloud. God's glory was in the cloud.

Solomon said to the Israelites, "Praise God!" He also said, "God promised David that his son would build a temple. God kept His promises!"

Solomon stretched out his hands toward heaven, and he prayed. "There is no God like You!" Solomon said. **Then Solomon turned toward the Israelites and encouraged them to love God and to do what He says.**

When the people went home, they were happy because God was good to them.

Christ Connection: God is holy. Only the priests could go into God's special place in the temple, and they had to follow many rules because they were sinful. Jesus took away our sin when He died on the cross. When we know and love Jesus, we talk to God on our own.

Large Group WORSHIP

SESSION TITLE: Solomon Built the Temple

BIBLE PASSAGE: 1 Kings 6–8

MAIN POINT: God chose Solomon to build a temple.

KEY PASSAGE: Proverbs 2:6

BIG PICTURE QUESTION: Where does wisdom come from? Wisdom comes from God.

Welcome and worship with song

- “Wisdom” song
- “God’s Promises” song

Welcome preschoolers to worship by playing “Wisdom.” Greet preschoolers with a smile. When all the preschoolers have arrived, sing an action song such as “God’s Promises” to engage them and help them feel welcomed.

Watch or tell the Bible story

- Bible
- “Solomon Built the Temple” video (optional)
- Bible Story Picture Poster
- Main Point Poster
- Giant Timeline or Big Story Circle

SAY • A few weeks ago, we learned that King David wanted to build a temple for God, but God told David no. God said that David’s son would build a temple for God. In today’s Bible story we are going to learn about the beautiful temple that David’s son Solomon built for God.

Open your Bible to 1 Kings. Tell the Bible story in your own words, using the script provided, or show the video. Read the bolded version of the script for young preschoolers.

Practice the key passage and a Bible skill

- Bible
- Key Passage Poster
- Bible marker or ribbon
- “The Lord Gives Wisdom” song

Place a Bible marker or ribbon at Proverbs 2:6. Invite a few volunteers to come up one at a time and open your Bible to the key passage. Point to the key passage as you read it aloud, inviting preschoolers to say each word after you.

SAY • Our key passage tells us that God gives us wisdom and understanding. We can learn what it looks like to be wise by hearing God's words in the Bible. Sing the key passage song "The Lord Gives Wisdom" together.

Learn the big picture question and answer

SAY • Who can tell me our big picture question and answer? [*Invite a preschooler to say it.*] That's right! ***Where does wisdom come from? Wisdom comes from God.*** God gave Solomon wisdom to lead His people. Solomon wisely encouraged the Israelites to love God and to do what He says.

• Big Picture Question Poster

Respond through song and prayer

SAY • **God chose Solomon to build a temple.** The temple was a place people could worship God, but they could not meet with God face to face because they were sinners and God is holy. Jesus took away our sin when He died on the cross and came back to life. When we know and love Jesus, we talk to God on our own and one day we will live with Jesus forever.

Sing "Wisdom" and "Live to Worship You" as preschoolers move with the music. Prepare for prayer by singing "With All My Heart." You may also collect an offering.

SAY • God, thank You for sending Jesus to take away our sin. Because of Jesus, we can know You and talk to You all the time. Thank You for making a way for us to have a friendship with You. Amen.

• Main Point Poster
• "Wisdom" song
• "Live to Worship You" song
• "With All My Heart" song
• offering basket

Transition to small groups

• countdown video (optional)

Small Group ACTIVITIES

SESSION TITLE: Solomon Built the Temple

BIBLE PASSAGE: 1 Kings 6–8

MAIN POINT: God chose Solomon to build a temple.

KEY PASSAGE: Proverbs 2:6

BIG PICTURE QUESTION: Where does wisdom come from? Wisdom comes from God.



- puzzles depicting farm animals

Work farm animal puzzles

Set out puzzles depicting farm animals including sheep and cows. Review the Bible story as preschoolers work.

SAY • God chose Solomon to build a temple. When the temple was ready, Solomon gathered all the leaders of Israel. Everyone who was there sacrificed so many sheep and cattle to God, no one could count them! We don't have to sacrifice animals anymore because Jesus was our sacrifice when He died on the cross and came back to life.

Make praise shakers

Give each preschooler two plastic cups and some beans. Invite preschoolers to put their beans in one cup, turn the other cup upside down, and place it on top. Tape the two cups together. Invite children to decorate their shaker with stickers. Children may use their shakers to make music.

SAY • God chose Solomon to build a temple. When the temple was complete, Solomon told the Israelites to praise God. God kept His promise to David that his son would build a temple. God kept His best promise of all when He sent Jesus to take away our sin when He died on the cross and came back to life!

- plastic cups, 2 per child
- dry beans
- tape
- stickers
- "Wisdom" song (optional)
- "The Lord Gives Wisdom" song (optional)

Move “wood logs and stone blocks”

Challenge the preschoolers to pile items of differing weights on towels and move them across the room and back. Help preschoolers determine which items are heaviest. Remind preschoolers how builders had to move heavy stones and wood up the mountain to where they were building the temple.

- towels
- items of differing weights

SAY • God chose Solomon to build a temple. Building a temple was a big job! Many, many men had to work to move heavy cedar logs and big stone blocks.

Create block blueprints

If available, set out blueprints or house plans for preschoolers to examine. Demonstrate how preschoolers may make their own blueprint by laying a block on a sheet of paper and tracing it with a marker. Guide preschoolers to add more block tracings to their blueprints. Allow younger preschoolers to place and hold a block while an adult leader traces it.

- paper
- blocks
- markers

Tip: Encourage preschoolers to take turns holding each other's blocks in place.

SAY • God chose Solomon to build a temple. Solomon planned and built a beautiful temple to honor God.

Make foil temples

Display the Bible story picture. Invite preschoolers to bend, squeeze, and shape foil to look like the temple.

- Bible Story Picture Poster
- foil

SAY • For a long time, God was with His people in a tent, the tabernacle. **God chose Solomon to build a temple.** The temple was a special place where God met with His people.

Transition to large group closing

- countdown video (optional)

Large Group CLOSING

SESSION TITLE: Solomon Built the Temple

BIBLE PASSAGE: 1 Kings 6–8

MAIN POINT: God chose Solomon to build a temple.

KEY PASSAGE: Proverbs 2:6

BIG PICTURE QUESTION: Where does wisdom come from? Wisdom comes from God.

Review

- Bible
- Bible Story Picture Poster
- Giant Timeline or Big Story Circle
- Main Point Poster
- Big Picture Question Poster
- Key Passage Poster
- “Wisdom” song
- “The Lord Gives Wisdom” song

Point to the giant timeline or big story circle as you review today’s Bible story. Ask the following review questions:

1. ***Where does wisdom come from? Wisdom comes from God.***
2. Whom did God choose to build a temple? (**God chose Solomon to build a temple.**)
3. Before the temple, how had God been with His people? (*in a tent, the tabernacle*)
4. Was building the temple easy or hard? (*It was hard; it took a long time and many, many men.*)
5. How many sheep and cattle were offered when the priests moved the ark? (*too many to count*)

SAY • God promised David that David’s son would build the temple. **God chose Solomon to build a temple** for Him. Solomon built a beautiful temple for God. It took a lot of work and many years for the temple to be built. God’s glory filled the temple. God kept His promise to the Israelites to live among them.

Sing the key passage song or unit theme song.

Pray

Invite preschoolers to tell you any prayer requests they have.

SAY • God, thank You for always keeping Your promises. We thank You that we can come to church and worship You. God, show us how to be wise and love people the way that You love us. Amen.

Missions story

If your preschool ministry is participating in a missions activity, discuss the activity, the reasons for it, and your group's progress. If you are not participating in a missions activity, talk about how some people who worship in temples do not worship the one true God. They worship gods who are not real. We must pray for those people and ask God to send people to tell them about the only real God. You may also show the missions video "A Day with Rebha."

- "A Day with Rebha" video
- "Missions Prayer Cards" printable

SAY • Life for Rebha and her family in India is probably very different from your life here in America, but one thing is the same—all of us need Jesus to be our Savior. Let's pray for Rebha's family and village. Let's ask God to provide them with a working water pump and other things that they need. Let's ask also God to give them what they need most of all—Jesus.

Draw church buildings

Invite preschoolers to draw church buildings. Explain to preschoolers that church buildings sometimes look different. Some churches have steeples. Some churches meet in school buildings. Some churches meet in strip malls. Church buildings in other countries can look very different. Remind preschoolers that a church is a group of people who know and love Jesus, not a building.

- paper
- markers or crayons

Solomon's Sin Divided the Kingdom

BIBLE PASSAGE: 1 Kings 11–12

MAIN POINT: God split Israel into two kingdoms.

KEY PASSAGE: Proverbs 2:6

BIG PICTURE QUESTION: Where does wisdom come from? Wisdom comes from God.

**LARGE GROUP
WORSHIP**
(15–20 MINUTES)
PAGE 102

**SMALL GROUP
ACTIVITIES**
(25–30 MINUTES)
PAGE 104

**LARGE GROUP
CLOSING**
(10+ MINUTES)
PAGE 106



Leader BIBLE STUDY

King Solomon loved God. He received wisdom from the Lord and was dedicated to building His temple. But early on, we see hints that Solomon's heart was not completely devoted to God. He married foreign wives who turned Solomon's heart away from God. (1 Kings 11:4)

Solomon gradually abandoned what he had believed. Israel had a history of turning away from God, and Solomon was no exception.

God was angry with Solomon. He had warned him twice not to turn to false gods. God planned to punish Solomon's sin by taking the kingdom away from his family. God was going to take the kingdom from Solomon's son Rehoboam—every tribe except for one. God graciously left one tribe for Rehoboam, keeping the promise He made to David. (See 2 Sam. 7:16.)

God raised up enemies against Solomon. He set apart one of Solomon's servants, Jeroboam, to become leader over 10 tribes of Israel. Parts of the tribe of Benjamin followed Jeroboam, and some followed Rehoboam. When Solomon died, all of Israel gathered to make Rehoboam their new king. They asked Rehoboam to lighten the burden of service Solomon had given them, but Rehoboam refused. In fact, he promised to make their work even harder.

Israel rebelled against Rehoboam and made Jeroboam king. Only the tribe of Judah stayed with Rehoboam. So the kingdom was divided into two kingdoms—the Northern Kingdom was called Israel (ruled by Jeroboam) and the Southern Kingdom was called Judah (ruled by Rehoboam).

Every king failed to lead God's people perfectly. God had a plan to send them a better king, a perfect king. God would use the house of David—the single tribe He reserved for Rehoboam—to bring into the world His Son, Jesus, to become King over all of God's people forever and lead them back to God.



Additional resources for each session are available at gospelproject.com. For free training and session-by-session help, visit <http://www.ministrygrid.com/web/thegospelproject>.

The BIBLE STORY

Solomon's Sin Divided the Kingdom

1 Kings 11–12

King Solomon loved God, but he did not love God with his whole heart. Some of the things he did were not what God wanted him to do. For example, God told the people of Israel to not marry people from other nations. God knew they would lead His people away from Him, the one true God.

But Solomon had a wife from Egypt, and he had other wives. **Solomon's wives turned him away from God. Solomon began to worship the false gods that his wives worshiped.**

This made God angry. God told Solomon not to worship false gods, but Solomon did not listen. **God said to Solomon,** “Since you have done this, I will take away the kingdom from you. **You will be king the rest of your life, but when your son becomes king, he will only be king over one tribe.**”

Now God planned to make Jeroboam (JER uh BOH uhm)—one of Solomon's servants—king over most of Israel. Jeroboam turned against Solomon and was his enemy.

When Solomon died, his son Rehoboam (REE huh BOH uhm) became the king. The people told Rehoboam, “Your father Solomon made us work too hard. We will be happy to serve you if you make our work easier.”

Rehoboam asked his friends what he should do. Then he **told the workers,** “My father Solomon did not make you work hard enough! I'll make you work even harder!”

This was bad news for **the people**. They **did not want to serve a king like Rehoboam, so they made Jeroboam king. Now Rehoboam was king over only one tribe, the tribe of Judah** in the south.

Rehoboam did not like being king of only one tribe. He planned to attack the Northern Kingdom of Israel, but God sent a prophet to stop him. The prophet had a message from God. “Do not fight them; the people of Israel are part of your family. I am the Lord, and I am in control of what is happening.” So Rehoboam went home.

Now Jeroboam was the king of Israel. Jeroboam wanted to make sure the people never went back to their old king. Instead of letting them go to Jerusalem to worship God at the temple, **Jeroboam made two golden calves for the people to worship.**

“Look!” he said. “These golden calves are the gods who saved your families out of Egypt. You can worship them.”

What Jeroboam did was a sin! Those calves did not save God’s people. God led His people out of Egypt. Jeroboam tried very hard to make Israel seem like a better place to live than Judah. **Jeroboam led all the people in worship to the false gods.**

Christ Connection: No king led God’s people perfectly. Solomon sinned, and Israel was divided between two kings. God’s people needed a perfect king. God would send His own Son, Jesus, to be King. Jesus is a perfect King who brings God’s people together.

Large Group WORSHIP

SESSION TITLE: Solomon's Sin Divided the Kingdom

BIBLE PASSAGE: 1 Kings 11–12

MAIN POINT: God split Israel into two kingdoms.

KEY PASSAGE: Proverbs 2:6

BIG PICTURE QUESTION: Where does wisdom come from? Wisdom comes from God.

Welcome and worship with song

- “Wisdom” song
- “God’s Promises” song

Welcome preschoolers to worship by playing “Wisdom.” Greet preschoolers with a smile. When all the preschoolers have arrived, sing an action song such as “God’s Promises” to engage them and help them feel welcomed.

Watch or tell the Bible story

- Bible
- “Solomon’s Sin Divided the Kingdom” video (optional)
- Bible Story Picture Poster
- Main Point Poster
- Giant Timeline or Big Story Circle

SAY • We have been learning about King Solomon, whom God had blessed with wisdom. As much as Solomon loved God, he was not perfect. He did not love God with his whole heart. Today we are going to learn about what happened to Israel when Solomon sinned against God.

Open your Bible to 1 Kings. Tell the Bible story in your own words, using the script provided, or show the video. Read the bolded version of the script for young preschoolers.

Practice the key passage and a Bible skill

- Bible
- Key Passage Poster
- Bible marker or ribbon
- “The Lord Gives Wisdom” song

Place a Bible marker or ribbon at Proverbs 2:6. Invite a few volunteers to come up one at a time and open your Bible to the key passage. Point to the key passage as you read it aloud, inviting preschoolers to say each word after you.

SAY • Can anyone say the key passage from memory?
[*Invite preschoolers to do so.*] Great job remembering that wisdom comes from God. In every situation, we can ask God for His help making right choices.
Sing the key passage song “The Lord Gives Wisdom” together.

Learn the big picture question and answer

SAY • *Where does wisdom come from? Wisdom comes from God.* Even though God gives us wisdom, we still sometimes sin against God like Solomon did. We need Jesus to help us to love and obey God.

• Big Picture Question Poster

Respond through song and prayer

SAY • No king led God’s people perfectly. Solomon sinned, and **God split Israel into two kingdoms.** God’s people needed a perfect king. God would send His own Son, Jesus, to be King. Jesus is a perfect King who brings God’s people together.

Sing “Wisdom” and “Word of God to Me” as preschoolers move with the music. Prepare for prayer by singing “With All My Heart.” You may also collect an offering.

SAY • God, thank You for sending Jesus to be our perfect King. Even when we make mistakes and sin, we can be forgiven because of Jesus. Jesus, thank You for being our perfect King and Savior. Help us to live in a way that brings You glory. Amen

• Main Point Poster
• “Wisdom” song
• “Word of God to Me” song
• “With All My Heart” song
• offering basket

Transition to small groups

• countdown video (optional)

Small Group ACTIVITIES

SESSION TITLE: Solomon's Sin Divided the Kingdom

BIBLE PASSAGE: 1 Kings 11–12

MAIN POINT: God split Israel into two kingdoms.

KEY PASSAGE: Proverbs 2:6

BIG PICTURE QUESTION: Where does wisdom come from? Wisdom comes from God.



- bag
- construction paper, 2 colors
- scissors

Play divided kingdom

Place two colors of 1-inch squares of construction paper in a bag. Choose two preschoolers to be “kings” or “queens.” Give each a different colored square and instruct the kings/queens to hide the square in their hand. Invite the rest of the group to draw a square from the bag. When everyone has a square, the kings should reveal their square. Preschoolers with a matching square should line up behind their king. The kingdom with the most children wins. Collect the squares and play again.

SAY • Solomon sinned, and **God split Israel into two kingdoms.** God's people needed a perfect king. God would send His own Son, Jesus, to be King. Jesus is a perfect King who brings God's people together.

Build a key passage wall

- interlocking blocks
- painter's tape
- markers

Use painter's tape to write each word of the key passage on blocks. Display the key passage poster and guide preschoolers to connect the blocks to form the key passage. Play until preschoolers can say the verse from memory.

SAY • King Solomon sinned, and **God split Israel into two kingdoms.** Jesus is the perfect King who never sinned. Jesus brings God's people together.

Make a giant puzzle

Invite preschoolers to use markers to draw people all over a large sheet of paper. When preschoolers finish drawing, carefully tear the paper into several pieces. Challenge preschoolers to reassemble their giant drawing.

SAY • Your picture is divided. The twelve tribes of Israel were divided because of Solomon's sin. **God split Israel into two kingdoms.** Some people followed Rehoboam, while others followed Jeroboam.

- large sheet of paper
- markers

Listen for good advice

Select a preschooler to blindfold. Choose another preschooler to give directions to the blindfolded child. Explain that the blindfolded preschooler must listen to his friend's guidance to find a block. The rest of the group will attempt to lead the blindfolded preschooler astray by making loud silly sounds or giving bad directions.

SAY • Rehoboam did not listen to wise advice. *Where does wisdom come from? Wisdom comes from God.* We can ask God for wisdom, and He will give it. God often uses people to give us His wise advice.

- block or another item to hide
- blindfold

Tip: Clear the room of obstacles to avoid injuries.

Option: Invite children who do not wish to be blindfolded to close their eyes.

Play with play dough

Invite children to make things they love with play dough.

SAY • God gives us things to love and enjoy, but He wants us to love Him most of all. Solomon did not love God with his whole heart. He sinned, and **God split Israel into two kingdoms.** When we put our trust in King Jesus, He helps us to love God most of all.

- play dough
- play dough tools

Transition to large group closing

- countdown video (optional)

Large Group CLOSING

SESSION TITLE: Solomon's Sin Divided the Kingdom

BIBLE PASSAGE: 1 Kings 11–12

MAIN POINT: God split Israel into two kingdoms.

KEY PASSAGE: Proverbs 2:6

BIG PICTURE QUESTION: Where does wisdom come from? Wisdom comes from God.

Review

Point to the giant timeline or big story circle as you review today's Bible story. Ask the following review questions:

1. Why was God angry with Solomon? (*He worshiped the false gods that his wives worshiped.*)
2. How did God punish Solomon for his sin? (**God split Israel into two kingdoms.**)
3. What tribe did Solomon's son Rehoboam rule? (*Judah*)
4. Who became king of the Northern Kingdom of Israel? (*Jeroboam*)
5. How did Jeroboam sin? (*He led the people to worship false gods.*)

SAY • Solomon was a wise man who loved God, but he did not love God with his whole heart. Solomon began to worship false gods, and **God split Israel into two kingdoms** because of Solomon's sin. God's people needed a perfect king. God sent Jesus to be a perfect King who brings God's people together.

Sing the key passage song or unit theme song.

Pray

Invite preschoolers to tell you any prayer requests they have.

- Bible
- Bible Story Picture Poster
- Giant Timeline or Big Story Circle
- Main Point Poster
- Big Picture Question Poster
- Key Passage Poster
- "Wisdom" song
- "The Lord Gives Wisdom" song

SAY • God, thank You for sending Jesus to save us from our sin. All of us are sinners, and we need a Rescuer. Jesus is the Rescuer who saves us all. Help us to realize how much we need Jesus every day. We love You and praise You. Amen.

Missions story

If your preschool ministry is planning a missions activity, discuss the activity, the reasons for it, and your group's progress. If you are not participating in a missions activity, talk about how Jesus is the only perfect King. We can tell people about King Jesus so they can be a part of God's kingdom too. You may also show the missions video "One Cup."

SAY • Many people in India live in places where it is hard to get water. They do not have sinks and faucets like we do. They get water from water pumps, and many of their water pumps are broken. Some churches in those villages are working to repair the pumps. By helping people get the water they need, churches are showing people that Jesus cares about them. We can show people around us that Jesus cares about them by helping them get the things they need. What are some ways we can help people in need around us?

- "One Cup" video
- "Missions Prayer Cards" printable

Sort marbles

Fill a bag with two colors of marbles. Guide preschoolers to separate the marbles into two groups based on matching colors. Provide bowls to help children sort. Remind preschoolers that **God split Israel into two kingdoms** because of Solomon's sin.

- marbles, 2 colors
- bag
- bowls, 2

Unit 12: Wisdom Literature

Unit Description:

Solomon wrestled with finding meaning in life. Job struggled to find meaning in his suffering. The meaning that they were both looking for is found in Jesus. Jesus gives us the reason and ability to praise God even when life is confusing or difficult.

Key Passage:

Psalm 100:5

Big Picture Question:

Why can we trust God? We can trust God because He is good.



Unit 12: Wisdom Literature

Session 1:

Bible Story:

Solomon Thought About Life

Bible Passage:

Ecclesiastes 1:1-11

Main Point:

God gives us purpose.

Session 2:

Bible Story:

Job

Bible Passage:

Job 1-42

Main Point:

Job learned that God is in control.

Session 3:

Bible Story:

Praises of God's People

Bible Passage:

Psalms 1; 100; 110

Main Point:

People wrote songs to praise God.

1 Solomon Thought About Life

BIBLE PASSAGE: Ecclesiastes 1:1-11

MAIN POINT: God gives us purpose.

KEY PASSAGE: Psalm 100:5

BIG PICTURE QUESTION: Why can we trust God? We can trust God because He is good.

**LARGE GROUP
WORSHIP**
(15–20 MINUTES)
PAGE 114

**SMALL GROUP
ACTIVITIES**
(25–30 MINUTES)
PAGE 116

**LARGE GROUP
CLOSING**
(10+ MINUTES)
PAGE 118



Leader BIBLE STUDY

What is the point? This doesn't make any sense! Why am I here? What is the meaning of life? Do I have purpose? Most people wrestle with these thoughts at some point; even wise King Solomon did. Thoughts like these are recorded in the Bible—in the Book of Ecclesiastes.

God made Solomon a wise king. He ruled over Israel for over 40 years. He wrote wise sayings in the Book of Proverbs and was respected by other kings and queens. Though Solomon was considered to be “wiser than anyone

else in the world” (1 Kings 4:30-31), he pondered a key question: What is the meaning of life?

The first chapter of Ecclesiastes describes the futility or vanity of life. The author declares that “everything is futile” (Eccl. 1:2) and makes observations about life: generations come and go, the sun sets and rises and sets again, the wind blows around and around, and streams flow without ceasing. (See Eccl. 1:4-7.)

But why? Apart from God, what purpose do people have? While preschoolers may not spend much time considering deep, philosophical thoughts, use Ecclesiastes to build a foundation that will last into adulthood. Point them to God as Creator. God created everything for His glory, and He gives everything a purpose through His Son.

Jesus said, “A thief comes only to steal and to kill and to destroy. I have come so that they may have life and have it in abundance” (John 10:10). Ultimately, purpose and hope is found in Jesus, who died for our sins and rose again. The reality of the gospel makes life worthwhile. It answers the foundational questions about life. In Jesus, we find purpose in this life and look forward to eternal life with Him.



MINISTRY GRID
training made simple

1

Additional resources for each session are available at gospelproject.com. For free training and session-by-session help, visit <http://www.ministrygrid.com/web/thegospelproject>.

Solomon Thought About Life

Ecclesiastes 1:1-11

Solomon was the king of Israel. Solomon asked God to make him wise, and God did. **God gave Solomon wisdom** so Solomon could make right choices. Solomon was a good leader, and he taught other leaders how to make right choices too.

Solomon thought about his life. He thought about how things work and wondered why. Sometimes Solomon did not know why things happened. He thought about what life would be like without God. Without God, life did not make sense.

Solomon wrote down what he thought about life, and we can read Solomon's words in the Bible. Solomon's words are in the Book of Ecclesiastes. These are some of the words King Solomon wrote.

“Meaningless! Meaningless! Without God, everything is meaningless. Nothing has meaning.

“People work very hard on the earth, but why? Do they get anything from working so hard? People are born, and then they die.” Why?

“In the morning, the sun comes up. In the evening, the sun goes down. The next day, the sun comes up. Then it goes down. Over and over. And the wind blows this way and that way. The wind blows around and around. The water in the rivers flow to the ocean, but the ocean never fills up. The rivers keep flowing.” Why?

“Without God, everything makes me tired. We have nothing to say, and our eyes cannot see enough. We look around, but we are not happy. Our ears cannot hear

enough. We listen, but **we are not happy.**” Why? Only **God makes us truly happy.**

“Everything that happens has happened before, and it will happen again. Without God, nothing on earth is new. **There is nothing new** under the sun. No one can say, ‘Look! This is new!’ because it is not new. It was already there, before we were even born.

“Without God, no one remembers the people who were born long ago. In the future, no one will be remembered after they die. They will be forgotten too.”

Solomon thought about everything. Then he said, “God knows everything—even the secret things. Everyone should respect God and obey Him.”

Christ Connection: God gives us purpose. God created everything to give glory to Himself. Jesus gives us a reason to live. Jesus came so we might live for Him. (John 10:10)

Large Group WORSHIP

SESSION TITLE: Solomon Thought About Life

BIBLE PASSAGE: Ecclesiastes 1:1-11

MAIN POINT: God gives us purpose.

KEY PASSAGE: Psalm 100:5

BIG PICTURE QUESTION: Why can we trust God? We can trust God because He is good.

Welcome and worship with song

- “Firm Foundation” song
- “My Joy Is in the Lord” song

Welcome preschoolers to worship by playing “Firm Foundation.” Greet preschoolers with a smile. When all the preschoolers have arrived, sing an action song such as “My Joy Is in the Lord” to engage them and help them feel welcomed.

Watch or tell the Bible story

- Bible
- “Solomon Thought About Life” video (optional)
- Bible Story Picture Poster
- Main Point Poster
- Giant Timeline or Big Story Circle

Ask preschoolers to put their hands on top of their heads and tell you what part of their body helps them think and make choices.

SAY • God gave each person a brain to think and make choices. Do you ever think about why certain things happen or how certain things work? God gave Solomon wisdom, and Solomon wrote down his thoughts about how life works best.

Open your Bible to Ecclesiastes. Tell the Bible story in your own words, using the script provided, or show the video. Read the bolded version of the script for young preschoolers.

- Bible
- Key Passage Poster
- Bible marker or ribbon
- “Yahweh Is Good” song

Practice the key passage and a Bible skill

Place a Bible marker or ribbon at Psalm 100:5. Invite a few

volunteers to come up one at a time and open your Bible to the key passage. Point to the key passage as you read it aloud, inviting preschoolers to say each word after you.

SAY • The Lord is good, and His love is eternal! That means His love goes on forever and ever. Nothing will ever stop God's love for us!

Sing the key passage song "Yahweh Is Good" together.

Learn the big picture question and answer

SAY • Our big picture question is, *Why can we trust God?* Why do you think we can trust God? [*Invite preschoolers to answer.*] Great answers! Our big picture answer is, *We can trust God because He is good.* God is so good that He sent Jesus to rescue us from sin. We can trust a God who is that good!

• Big Picture Question Poster

Respond through song and prayer

SAY • God is good, and **God gives us purpose**, or a reason for living. God created everything to give glory to Himself. Jesus gives us a reason to live. Jesus came so we might live for Him.

Sing "Firm Foundation" and "Mighty, Mighty God" as preschoolers move with the music. Prepare for prayer by singing "Made to Worship." You may also collect an offering.

SAY • God, thank You for being a good, loving God whom we can always trust. Thank You for giving us purpose. Help us to live in a way that shows how great You are. We love You and praise You! Amen.

• "Firm Foundation" song
• "Mighty, Mighty God" song
• "Made to Worship" song
• offering basket

Transition to small groups

• countdown video (optional)

Small Group ACTIVITIES

SESSION TITLE: Solomon Thought About Life

BIBLE PASSAGE: Ecclesiastes 1:1-11

MAIN POINT: God gives us purpose.

KEY PASSAGE: Psalm 100:5

BIG PICTURE QUESTION: Why can we trust God? We can trust God because He is good.



Practice the key passage

Teach the preschoolers motions for the key passage:

Yahweh / the Lord – point up

Good – thumbs up

Love – cross arms over chest

Eternal – spin around in a circle

Repeat the key passage using the motions.

SAY • *Why can we trust God? We can trust God because He is good.* He sent His Son, Jesus, to rescue us!

Play a colors game

- tape
- construction paper, 3 colors
- “Firm Foundation” song (optional)

Choose three colors of paper. Tape one color of paper on a chair for each preschooler. Play music while preschoolers move about the room. When the music stops, all preschoolers should sit in a chair. Call out a color. All preschoolers in a chair with that color get to say the big picture question and answer.

SAY • When you sat down, you trusted the chair to hold you. *Why can we trust God? We can trust God because He is good.* We know God is good because He sent Jesus to rescue us from sin.

Play with play dough

Challenge preschoolers to use play dough to make something they have never made before. Review the Bible story as preschooler create.

SAY • You made something that is new to you, but probably some other kid has made the same thing. Without God, nothing is ever really new. **God gives us purpose.** Life is about giving God glory. We glorify God when we live our lives for Jesus.

- play dough
- play dough toys

Sunrise and sunset

Put a sticker on the globe to indicate where you live. Invite a preschooler to shine the flashlight on the globe as if she is the sun. Show the children that one side of the globe is lit, but the other is dark. Demonstrate to the preschoolers how the earth rotates by gently turning it.

SAY • Each day, the sun looks like it comes up in the morning and goes down at nighttime, but really the earth is moving. The earth moves just the way God made it to. Just as God created the sun and the earth, **God gives us purpose, too!**

- globe
- flashlight
- sticker

Option: Show preschoolers an online video of a sunrise or sunset. Be aware of ads that may be inappropriate for church.

Work stations

Set up three stations. In Station 1, preschoolers will rake “leaves.” In Station 2, children will serve “food” to their friends. In Station 3, children will play out napping. If you have a large group, set a timer for children to rotate to the next station so everyone gets a chance to do all three.

SAY • Every day all over the world, people work, eat, and sleep. All of these things are important things to do, but the most important thing to do is to love and obey God. **God gives us purpose.**

- toy rake
- fake leaves or orange paper
- toy food
- toy dishes
- pillows and blankets
- timer (optional)

Transition to large group closing

- countdown video (optional)

LARGE Group CLOSING

SESSION TITLE: Solomon Thought About Life

BIBLE PASSAGE: Ecclesiastes 1:1-11

MAIN POINT: God gives us purpose.

KEY PASSAGE: Psalm 100:5

BIG PICTURE QUESTION: Why can we trust God? We can trust God because He is good.

Review

Point to the giant timeline or big story circle as you review today's Bible story. Ask the following review questions:

1. Who wrote the Book of Ecclesiastes? (*King Solomon*)
2. What did King Solomon think about a lot? (*Solomon thought about life.*)
3. According to Solomon, who knows everything? (*God knows everything.*)
4. Who gives us purpose? (**God gives us purpose.**)
5. ***Why can we trust God? We can trust God because He is good.***

SAY • King Solomon was a wise man who thought a lot about life and how things worked together. King Solomon discovered that **God gives us purpose.** God created the world and everything in it, and He knows how it works best.

Sing the key passage song or unit theme song.

Pray

Invite preschoolers to tell you any prayer requests they have.

SAY • God, thank You for giving us purpose. The Bible tells us that only You can make us truly happy. Help us

to respect and obey You. We want to live for Jesus!
Amen.

Missions story

If your preschool ministry is planning a missions activity, introduce the activity and talk about the reasons for it. If you do not have a missions activity planned, talk about how only God makes us truly happy. You may also show the “Two Churches Become Friends” missions video.

SAY • Pastor Stuart and his church heard about the Bedia people of India and started to pray for them, even though India is very far from Centerton, Arkansas, where their church is. Almost no Bedia people were followers of Jesus. After praying for five years, some of the church members got to meet the Bedia. They discovered many Bedia people had put their trust in Jesus to rescue them from sin since the church had been praying for them. God works through His people’s prayers! We can pray for people who live in far away places too! Let’s pray now!

- “Two Churches Become Friends” missions video
- “Missions Prayer Cards” printable

Play “I Spy”

Invite preschoolers to guess an item of a particular color that is somewhere in the room. For older preschoolers, describe the shape of the item as well. The child who guesses the item correctly will spy the next item. Remind preschoolers that Solomon used his eyes to look at the world around him. He discovered that **God gives us purpose**. God made us to love Him and serve Him, but we are sinners. God sent His Son, Jesus, to forgive our sin and give us life with Him forever.

Job

BIBLE PASSAGE: Job 1–42

MAIN POINT: Job learned that God is in control.

KEY PASSAGE: Psalm 100:5

2 BIG PICTURE QUESTION: Why can we trust God? We can trust God because He is good.

**LARGE GROUP
WORSHIP**
(15–20 MINUTES)
PAGE 124

**SMALL GROUP
ACTIVITIES**
(25–30 MINUTES)
PAGE 126

**LARGE GROUP
CLOSING**
(10+ MINUTES)
PAGE 128



Leader BIBLE STUDY

The story of Job helps believers see God alone is all-powerful, sovereign, and good. Job's story is one all people can relate to, as everyone will suffer in his or her lifetime. God's dialogue with Job reveals His characteristics clearly.

“Have you ever in your life commanded the morning or assigned the dawn its place?” (Job 38:12) God is all-powerful! “Does the eagle soar at your command and make its nest on high?” (Job 39:27) God is sovereign. “Who

provides the raven's food when its young cry out to God and wander about for lack of food?" (Job 38:41) God is good.

Throughout all of Job's suffering, Job never turned away from God. Listen to Job's response to God's questions: "I am so insignificant. How can I answer You?" (Job 40:4). Job didn't understand his suffering, but he understood who God is.

While the Book of Job speaks volumes to the problem of human suffering, it is also an important picture of how a suffering person should relate to God. Though Job sometimes doubted God, he never turned away. Job's suffering actually brought him closer to God.

Pray that you will help the preschoolers you teach understand the story of Job and its implications. Point them to the true suffering servant, Jesus, who was truly innocent yet suffered greatly so that we could be brought closer to God in both our suffering and our joy.

Job reminds us that following Jesus will be worth it. God is good, present, and in control. We can trust Him when we don't understand the pain we have to endure. At the cross, God used the ultimate pain to bring about the ultimate good: our future and final salvation from sin.



Additional resources for each session are available at gospelproject.com. For free training and session-by-session help, visit <http://www.ministrygrid.com/web/thegospelproject>.

The BIBLE STORY

Job

Job 1–42

Job (JOHB) was a good man who loved God. God even said so. But big troubles began to happen to Job, and Job did not know why. Robbers stole all the animals on his farm. Job's children died in a storm. Job became sick with bad sores all over his body. He felt terrible!

Job had been kind to people. He had helped poor people, he had earned respect from people in the city, and he had given good advice to others. But after all the bad things happened to him, people began to make fun of Job and were mean to him.

Three friends came to visit Job. They told Job to obey God and tell Him he was sorry for doing wrong things. **They said God was punishing Job for his sin.**

“But I did not do anything wrong,” Job said. Job was tired and angry. **“I wish I could ask God some questions and prove to Him that I have been good,”** he said.

Then another friend came along. His name was Elihu (ih LIGH hyoo). Elihu told Job's three friends that they were wrong. He said Job was wrong to complain that God was not treating him fairly.

Then God came in a windstorm to talk to Job. God asked Job a lot of questions: “Where were you when I created the earth? Can you measure how big it is? Can you send out lightning bolts? Do you make horses strong? Does an eagle build its nest where you say?”

God said, “I made the most powerful animal in the world. Can you capture it? Can you catch a crocodile?”

Job realized that God is much greater than people. God is mighty and strong and wise. He knows how to

make the world run right. He is more powerful than things people think are scary. **People cannot always understand what God is doing, but people can always trust God. God is good.**

Job's story ended happily. **God made Job well, and Job became richer than he had been before. Job had more children. He lived a long and happy life** and saw his children, grandchildren, and great-grandchildren grow up.

Christ Connection: The story of Job reminds us of Jesus. Jesus never sinned, but He suffered to take the punishment for our sin. Jesus comforts us when we suffer, and we can trust Him.

Large Group WORSHIP

SESSION TITLE: Job

BIBLE PASSAGE: Job 1–42

MAIN POINT: Job learned that God is in control.

KEY PASSAGE: Psalm 100:5

BIG PICTURE QUESTION: Why can we trust God? We can trust God because He is good.

Welcome and worship with song

- “Firm Foundation” song
- “My Joy Is in the Lord” song

Welcome preschoolers to worship by playing “Firm Foundation.” Greet preschoolers with a smile. When all the preschoolers have arrived, sing an action song such as “My Joy Is in the Lord” to engage them and help them feel welcomed.

Watch or tell the Bible story

- Bible
- “Job” video (optional)
- Bible Story Picture Poster
- Main Point Poster
- Giant Timeline or Big Story Circle

As preschoolers gather for the Bible story, invite them to tell you about a time something really good happened to them.

SAY • Thanks for sharing happy times. Sometimes sad things happen, too, but God still loves us whether times are happy or sad. Today’s Bible story is about a man named Job. Job loved God and followed God’s plan. A lot of hard things began to happen to Job, and he wondered why. God came to talk to Job. Let’s find out what God said.

Open your Bible to Job. Tell the Bible story in your own words, using the script provided, or show the video. Read the bolded version of the script for young preschoolers.

- Bible
- Key Passage Poster
- Bible marker or ribbon
- “Yahweh Is Good” song

Practice the key passage and a Bible skill

Place a Bible marker or ribbon at Psalm 100:5. Invite a few

volunteers to come up one at a time and open your Bible to the key passage.

SAY • Our key passage reminds us that God is always good.

When sad things happen, we can remember that

God loves us and even uses sad things for our good.

Sing the key passage song “Yahweh Is Good” together.

Learn the big picture question and answer

SAY • Today’s Bible story reminds me of our big picture question and answer, ***Why can we trust God? We can trust God because He is good.*** Sometimes when sad things happen, we may wonder if God really is good. In those times, we can remember that God showed us just how good He is when He sent Jesus to rescue us from sin.

• Big Picture Question Poster

Respond through song and prayer

SAY • **Job learned that God is in control.** The story of Job reminds us of Jesus. Jesus never sinned, but He suffered to take the punishment for our sin. Jesus comforts us when we suffer, and we can trust Him. Sing “Firm Foundation” and “God Will Listen When You Pray” as preschoolers move with the music. Prepare for prayer by singing “Made to Worship.” You may also collect an offering.

SAY • God, no matter what happens, You are always in control. We know that You are good and all-powerful. Thank You for sending Jesus to rescue us from sin and comfort us in sad times. Amen.

• Main Point Poster
• “Firm Foundation” song
• “God Will Listen When You Pray” song
• “Made to Worship” song
• offering basket

Transition to small groups

• countdown video (optional)

Small Group ACTIVITIES

SESSION TITLE: Job

BIBLE PASSAGE: Job 1–42

MAIN POINT: Job learned that God is in control.

KEY PASSAGE: Psalm 100:5

BIG PICTURE QUESTION: Why can we trust God? We can trust God because He is good.



- “Firm Foundation” song (optional)
- “Yahweh Is Good” song (optional)
- beanbag

Talk about God’s mighty power

Form a circle. Pass a beanbag around the circle as music plays. When the music stops, whoever is holding the beanbag must tell one thing that God is in charge of. Affirm all answers to reinforce that God is in control of everything.

SAY • God is in charge of everything because He made the world and knows how it runs best. When God talked to Job, **Job learned that God is in control.** Not only is God in control, but God is good. We can trust God no matter what!

Play out being sick

Set out toy medical kits. Guide each preschooler to take turns pretending to be sick. One at a time, a child will say, “I don’t feel good!” Then the other children should say, “I’m sorry you’re sick!” and give the child a bandage or sticker.

SAY • Job was sick with sores all over his body, but Job’s friends did not comfort him. They told Job that God was punishing him for his sin. They were wrong. **Job learned that God is in control.** Job’s story reminds us of Jesus. Jesus never sinned, but He suffered to take the punishment for our sin. Jesus comforts us when we suffer, and we can trust Him.

- toy medical kits
- adhesive bandages or stickers

Build a zoo

Invite children to make a zoo for toy animals with blocks. Lead children to make the animals eat, run, play, or sleep.

SAY • We can make the animals in our zoo do what we want because they are toys. Can we make a real lion sleep when we want it to? No. We are not in control of the lion. But God is! God told Job that He even made the most powerful animal in the world. **Job learned that God is in control.**

- plastic animal figures
- blocks or interlocking bricks

Read books about storms

Read aloud a preschool-appropriate book about storms.

SAY • God talked to Job in a windstorm and reminded Job that He sends out the lightning bolts. **Job learned that God is in control.** Storms can be very scary, but when we are scared, we can remember our good God is in charge of thunder, lightning, wind, and rain.

Why can we trust God? We can trust God because He is good.

- book about storms

Tip: Look online for suggestions of books to help preschoolers with storms.

Experiment with colors

Gather several cups of water and add food color to the water. Mix different colors to show how blue and yellow make green, red and blue make purple, and yellow and red make orange.

SAY • If we try really hard to mix blue and yellow, will that make pink? [*Demonstrate.*] No, God made all the colors, and He made them to work a certain way. God made the sky, the sun, the snow, and everything in the universe! In today's Bible story, **Job learned that God is in control** of everything.

- cups
- food color
- paintbrushes or craft sticks (to stir)

Transition to large group closing

- countdown video (optional)

Large Group CLOSING

SESSION TITLE: Job

BIBLE PASSAGE: Job 1–42

MAIN POINT: Job learned that God is in control.

KEY PASSAGE: Psalm 100:5

BIG PICTURE QUESTION: Why can we trust God? We can trust God because He is good.

Review

Point to the giant timeline or big story circle as you review today's Bible story. Ask the following review questions:

1. What happened to Job's animals? (*They were stolen.*)
2. What happened to Job's children? (*They died.*)
3. What appeared on Job's body? (*bad sores*)
4. What did Job learn about God? (**Job learned that God is in control.**)
5. ***Why can we trust God? We can trust God because He is good.***

SAY • Job loved God and tried to obey God, but hard things happened to Job and he did not know why. Job's story reminds us of Jesus. Jesus obeyed God perfectly, but He suffered to take the punishment for our sin. Jesus comforts us when we suffer, and we can trust Him.

Sing the key passage song or unit theme song.

Pray

Invite preschoolers to tell you any prayer requests they have.

SAY • God, You are powerful, good, and loving. We know that we can trust You when hard things happen because You sent Your Son, Jesus, to suffer so we

could be forgiven. Help us to remember that when hard times come. Amen.

Missions story

If your preschool ministry is planning a missions activity, discuss the activity, the reasons for it, and your group's progress. If you are not participating in a missions activity, talk about how some people live in places where they don't know about Jesus and getting the good news to them is difficult. You may also show the "Who Are the Bedia?" missions video.

SAY • Most of the Bedia people in India worship false gods. They do not know the one true God who is in control of everything. There are very few Bedia Christians, and life is hard for those who do trust in Jesus. Let's pray for the Bedia believers and those who are not yet believers in Jesus there. Let's also pray for more churches in more villages so the Bedia Christians don't have to walk a long way to meet with other Christians.

- "Who Are the Bedia?" missions video
- "Missions Prayer Cards" printable

Sing "Old Man Job"

Sing the lyrics to the tune of "Old MacDonald Had a Farm." Invite children to make animal sounds with you.

"Old man Job had some animals, E-I-E-I-O!
And on his farm, Job had some *cows, E-I-E-I-O
With a **moo-moo here, and a moo-moo there.
Here a moo, there a moo, everywhere a moo-moo!
Old man Job had some animals, E-I-E-I-O!"

* Substitute *sheep, horses, goats*

** Substitute *baa-baa, neigh-neigh, meh-meh*

Praises of God's People

BIBLE PASSAGE: Psalms 1; 100; 110

MAIN POINT: People wrote songs to praise God.

KEY PASSAGE: Psalm 100:5

BIG PICTURE QUESTION: Why can we trust God? We can trust God because He is good.

3

**LARGE GROUP
WORSHIP**
(15–20 MINUTES)
PAGE 134



**SMALL GROUP
ACTIVITIES**
(25–30 MINUTES)
PAGE 136



**LARGE GROUP
CLOSING**
(10+ MINUTES)
PAGE 138



Leader BIBLE STUDY

When Jesus met two disciples on the road to Emmaus, He told them, “These are My words that I spoke to you while I was still with you—that everything written about Me in the Law of Moses, the Prophets, and the Psalms must be fulfilled” (Luke 24:44).

How does the Book of Psalms point us to Jesus? While the book does contain some implicit Messianic psalms, what is the significance of the songs of lament, the proclamations

of confidence, and the accounts of God's mercy toward His people?

King David wrote about half of the psalms, while the rest were written over time by Moses, Solomon, and others. These are the words of God's people. These are heartfelt words poured out to the Lord by men in a wide variety of circumstances.

In Psalm 51, David cried out for forgiveness after Nathan the prophet confronted him about his sin with Bathsheba. In Psalm 90, Moses prayed for God's mercy on His people. Psalm 100 is a psalm for giving thanks, "for Yahweh is good, and His love is eternal" (Ps. 100:5).

God responded to these expressions from His people with His Son, Jesus. Jesus provides the forgiveness David longed for. Jesus died on the cross to provide salvation for undeserving sinners. God showed mercy and displayed His goodness and eternal love through Jesus. Jesus is the One our hearts long for. He is the answer to our prayers, our cries, and our praises.

People wrote songs to praise God because of who He is. The Book of Psalms is a treasured collection of verses meant to be sung. As you teach them to preschoolers, emphasize that God hears us when we cry out to Him. He has provided for the deepest longing of our hearts by giving us Jesus.



Additional resources for each session are available at *[gospelproject.com](http://www.gospelproject.com)*. For free training and session-by-session help, visit *<http://www.ministrygrid.com/web/thegospelproject>*.

3

The BIBLE STORY

Praises of God's People

Psalms 1; 100; 110

In the Bible, people wrote psalms, or songs, to God to tell Him how they felt. We can read these songs in the Book of Psalms. Many different people wrote psalms over a long time. Sometimes, God's people met together and sang these psalms to worship God. They sang songs to praise God when He gave them power to beat their enemies. They sang songs to praise God for the wonderful things He created. They sang songs to praise God when He took care of them.

Sometimes people wrote songs when they were sad. They cried out to God and told Him how they felt. Sometimes people wrote songs to tell God that they had sinned and that they were sorry. They asked God to forgive them.

The first psalm is about two ways to live: the right way or the wrong way. The two ways to live are like walking on two paths. The wrong path is dark and leads to death. The other path is bright and leads to life. The person who lives the right way loves God's Word. He thinks about God during the day and at night. That person is like a strong and healthy tree that drinks from a stream of water.

But the person who lives the wrong way is wicked. God will not let that person live. There is no place for wicked people with people who live the right way.

Psalm 100 is a song people sang to say "thank You" to God. God's people sang these words: "Shout to the Lord, everyone! Be glad when you serve Him. Sing happy songs. Yahweh is God. He made us, and we are His people! Say 'thank You' to Him and praise Him. He is good, and His

love never ends.”

King David wrote Psalm 110. David wrote about a king who is also a priest. David wrote that the king would rule over many lands, and his army would be strong. He wrote that God keeps His promises, and God will be with the king and make him strong. When the king goes to battle, God will give the king power to win.

Christ Connection: When God's people prayed to God or praised Him, God heard them. He promised to answer them, and He did when He sent His Son, Jesus. Jesus died on the cross to give people what they need the most: to be rescued from sin.

Large Group WORSHIP

SESSION TITLE: Praises of God's People

BIBLE PASSAGE: Psalms 1; 100; 110

MAIN POINT: People wrote songs to praise God.

KEY PASSAGE: Psalm 100:5

BIG PICTURE QUESTION: Why can we trust God? We can trust God because He is good.

Welcome and worship with song

- "Firm Foundation" song
- "My Joy Is in the Lord" song

Welcome preschoolers to worship by playing "Firm Foundation." Greet preschoolers with a smile. When all the preschoolers have arrived, sing an action song such as "My Joy Is in the Lord" to engage them and help them feel welcomed.

Watch or tell the Bible story

- Bible
- "Praises of God's People" video (optional)
- Bible Story Picture Poster
- Main Point Poster
- Giant Timeline or Big Story Circle

Invite children to sit with you for the Bible story.

SAY • One of my favorite ways to worship God is to sing. People have been singing songs to God for a long time. The Book of Psalms has many songs about God. Let's hear about some of the psalms to learn what people have had to say to God.

Open your Bible to Psalms. Tell the Bible story in your own words, using the script provided, or show the video. Read the bolded version of the script for young preschoolers.

Practice the key passage and a Bible skill

- Bible
- Key Passage Poster
- Bible marker or ribbon
- "Yahweh Is Good" song

Place a Bible marker or ribbon at Psalm 100:5. Invite a few volunteers to come up one at a time and open your Bible to the key passage.

SAY • Our key passage is from the Book of Psalms. It was

written to be sung to God. Let's say the key passage in a singing voice. [*Say the key passage in a sing-song voice.*] Now let's actually sing the key passage as we sing our key passage song. As you sing, remember how good and loving our God is.

Sing the key passage song "Yahweh Is Good" together.

Learn the big picture question and answer

SAY • Who can say our big picture question and answer?

Why can we trust God? We can trust God because He is good. Singing psalms about God's goodness helps us remember that we can trust Him.

• Big Picture Question Poster

Respond through song and prayer

SAY • **People wrote songs to praise God.** When God's people prayed to God or praised Him, God heard them. He promised to answer them, and He did when He sent His Son, Jesus. Jesus died on the cross and came back to life to give people what they need the most: to be rescued from sin.

Sing "Firm Foundation" and "Mighty, Mighty God" as preschoolers move with the music. Prepare for prayer by singing "Made to Worship." You may also collect an offering.

SAY • God, thank You for hearing our prayers and answering us. Thank You for giving us what we need most when you sent Jesus to die on the cross and come back to life to rescue us from sin. We love You and praise You! Amen!

• Main Point Poster
• "Firm Foundation" song
• "Mighty, Mighty God" song
• "Made to Worship" song
• offering basket

Transition to small groups

• countdown video (optional)

Small Group ACTIVITIES

SESSION TITLE: Praises of God's People

BIBLE PASSAGE: Psalms 1; 100; 110

MAIN POINT: People wrote songs to praise God.

KEY PASSAGE: Psalm 100:5

BIG PICTURE QUESTION: Why can we trust God? We can trust God because He is good.



Tip: If you are unfamiliar with the tune, check it out online before class.

Create a song

Ask preschoolers for something they are thankful for. Create a song about it. To the tune of "The Farmer in the Dell," sing:

"Thank You, God, for [*item or person*].

Thank You, God, for [*item or person*].

God, You are so good to us.

Thank You, God, for [*item or person*]!"

SAY • People wrote songs to praise God. Some psalms people sang to say "thank You" to God like our song.

Invite a musician to class

Invite a church member who sings or plays an instrument to visit your class. Ask the guest to talk about praising God through songs and to lead the class in a familiar song such as "Jesus Loves Me." Consider asking the guest to play a worship song based on one of the psalms. Invite preschoolers to ask the guest questions.

SAY • People wrote songs to praise God. We find the songs they wrote in the Book of Psalms, but people still write and sing songs to praise God today. Many of the songs we sing at church have words that came from the psalms in the Bible.

• musician and instrument

Make a joyful noise

Read Psalm 100. Distribute rhythm instruments and streamers and let preschoolers praise God! Invite preschoolers to dance, sing, and shout.

SAY • People wrote songs to praise God. The Bible tells us to make a joyful noise to the Lord. We can praise God for sending Jesus to rescue us from sin!

- Bible
- rhythm instruments
- streamers

Sand, soil, and water play

Before class, post an allergy alert. Pour sand in one plastic tub and potting soil in another. Invite preschoolers to touch the sand and the soil. Guide children to compare and contrast the soil and the sand. Invite children to gently spray both tubs with water to see how water changes how the soil and sand feel.

SAY • Which type of ground do you think would be better for growing a tree? (*moist soil*) Psalm 1 says that the person who loves God is like a tree planted next to water, where it can grow its best. **People wrote songs to praise God**, but the psalms teach us about God as well.

- Allergy Alert download
- plastic tubs
- clean play sand
- potting soil
- spray bottle
- water
- towels (for cleanup)

Make scepters

Place a foam ball on the end of a paper towel tube. Cover the “scepter” with foil and invite preschoolers to decorate their scepters with stick-on jewels and markers.

SAY • People wrote songs to praise God. King David wrote about a king who is also a priest in Psalm 110. He was writing about Jesus! The second verse in Psalm 110 talks about Jesus’ mighty scepter!

- foam balls
- paper towel tubes
- foil
- stick-on jewels
- markers

Transition to large group closing

- countdown video (optional)

Large Group CLOSING

SESSION TITLE: Praises of God's People

BIBLE PASSAGE: Psalms 1; 100; 110

MAIN POINT: People wrote songs to praise God.

KEY PASSAGE: Psalm 100:5

BIG PICTURE QUESTION: Why can we trust God? We can trust God because He is good.

Review

- Bible
- Giant Timeline or Big Story Circle
- Main Point Poster
- Big Picture Question Poster
- Key Passage Poster
- "Yahweh Is Good" song
- "Firm Foundation" song

Point to the giant timeline or big story circle as you review today's Bible story. Ask the following review questions:

1. What did people write in the Book of Psalms (**People wrote songs to praise God.**)
2. Why did people write psalms to God? (*to tell Him how they felt*)
3. Were all the psalms written by one person? (*No, many different people wrote psalms.*)
4. Did people write songs when they were happy? (*yes*)
5. Did people write songs when they were sad? (*yes*)
6. **Why can we trust God? We can trust God because He is good.**

SAY • People wrote songs to praise God, and God heard their praises. God promised to answer them, and He did when He sent His Son, Jesus. Jesus died on the cross and came back to life to give people what they need the most: to be rescued from sin.

Sing the key passage song or unit theme song.

Pray

Invite preschoolers to tell you any prayer requests they have.

SAY • God, we praise You! You are in charge of everything.

Thank You for loving us. Thank You for giving us what we need most by sending Jesus. We love You and worship You. Amen.

Missions story

If your preschool ministry is planning a missions activity, discuss the activity, the reasons for it, and your group's progress. If you are not participating in a missions activity, talk about how different groups of people live all over the world. You may also show the "Your Hands, Your Heart, Your Voice" missions video.

SAY • Often God uses songs that praise Him to teach His people as well. Like we learn from the psalms in the Bible, the song we just heard teaches us that we are to use our hands, our hearts, and our voices to share the love of God with others. The people of India need to hear the gospel of Jesus. Most people in India don't even know that they need to be rescued from sin, and they especially don't know that God sent His own Son to save them. Let's pray for the people of India, and that God would send more people to tell them about Jesus.

- "Your Hands, Your Heart, Your Voice" missions video
- "Missions Prayer Cards" printable

Quiet and loud praise

Invite preschoolers to squat down and say the key passage in a whisper, gradually getting louder as they slowly stand up. When they reach the last words of the key passage, they may shout and lift their hands high overhead. Say the key passage again, this time going from loud/reaching tall to soft/squatting down. Remind preschoolers that whether we are being loud or being quiet, we can praise God!

- "Firm Foundation" song
- "My Joy Is in the Lord" song

CONNECTING WITH TODAY'S PARENTS

TODAY'S GENERATION OF PARENTS IS QUITE UNIQUE. MOST OF THEM ARE VERY, VERY BUSY AND OFTEN FIND THEMSELVES IN A CULTURE OF BEING OVERCOMMITTED. THEY LOVE THEIR CHILDREN VERY MUCH AND OFTEN SHOW THAT LOVE BY TRYING TO MAKE SURE THAT THEIR KIDS ARE MEGA-INVOLVED IN CHURCH, SCHOOL, AND COMMUNITY ACTIVITIES.

The risk of being so “busy” is that sometimes families can get caught up in providing for their kids things that they never got to experience. As a result, spiritual growth and development can take a backseat to other demands and pressures.

As church leaders, we must zero in on partnering with these parents and gently love them and remind them about their God-given task of being their kids' spiritual leaders. In doing this, we may want to review God's desires for today's families as well as strategize how we can best help them stay on track spiritually:

God's desires for today's parents:

- * Enjoy and treasure the gift of children.
- * Protect children's well-being.
- * Work as a supportive team in parenting.
- * Remember that children are made in God's image...not the image of their parents.
- * Make a commitment to doing whatever honors God.
- * Discipline your children.
- * Provide a positive, nurturing home environment.
- * Show your children what Christianity looks like by the way you live.
- * Help shape your children, don't break them.
- * Help them learn the importance of the Bible.
- * Don't forget that “love” is spelled T-I-M-E.
- * Remember that each child requires a custom-tailored game plan.

Possible elements of a strategy for the church to partner with today's parents:

- * Choose a curriculum that provides multiple “touch points” with the parents (take home activities, emails about what the child is studying, devotional opportunities).
- * Include parents in discipleship opportunities for their children (new Christian classes, daily quiet-time activities at home).
- * Provide a “respite” time for parents (Parents Night Out).
- * Plan activities that are family focused (events that families can

do together).

- * Provide opportunities for parents to celebrate milestone events in their children's lives (birth, baptism, camps).
- * Model for parents good teaching.
- * Pray for parents and their children by name.
- * Utilize digital communications with parents.

Jerry Vogel serves as a Childhood Ministry Specialist in LifeWay Church Resources. He is married to Janie and has four children and thirteen grandkids. Jerry is a member of Brentwood Baptist Church and teaches preschoolers there. He is committed to enriching the lives of those who teach kids as well as making eternal investments in the lives of children.



JUST BECAUSE YOU KNOW YOUR ABCs DOESN'T MEAN YOU CAN READ

**THREE-YEAR-OLD BRIAN STANDS
UP, GRINNING FROM EAR TO EAR,
AND PROUDLY SINGS THE ABC
SONG. HIS FAMILY IS SO PROUD!
OUR LITTLE GREAT-NEPHEW
IS LEARNING SO MUCH AND IS
QUICKLY ON HIS WAY TO LEARNING
HOW TO READ.**

Should we pull him out of school, quit reading books to him, and stop encouraging him in his language development? Of course not! This is just the beginning for Brian and his lifelong journey of reading and learning.

Brian can also quote a portion of John 13:34, “Love one another.” He learned this simple Bible concept in his preschool Bible study class. His family is equally as proud of this accomplishment. But, is this the end of his spiritual development? Of course not! It is just the beginning.

All too often we confuse a child's ability to quote Bible verses and facts as the goal. We figuratively dust off our hands, pat ourselves on the back, and skip to the next

verse or chapter, when in fact, those learned skills are just the beginning of a child's journey toward understanding.

Now that Brian can quote “Love one another,” the next step is for him to understand what it means to love one another. That takes it to a whole new level.

Two simple action steps will help a child to really understand:

Kids need to experience love

They need to be able to know what it feels like to love and be loved.

This is best accomplished when those around care for them, speak to them with kind words, treat them with love and respect, and respond to their needs in a kind and loving manner.

Kids need to practice loving one another

Not until a child begins to show others love will they truly understand and know what it means to love one another.

So, we are loving on Brian and providing him opportunities to “love one another” in ways that are appropriate to him. In time Brian will figure it all out and understand the rest of John 13:34: “... as I have loved you!” Then we’ll be ready to help him

All too often we confuse a child’s ability to quote Bible verses and facts as the goal. We figuratively dust off our hands, pat ourselves on the back, and skip to the next verse or chapter.

reach the real goal—saving knowledge.

But for now, we are content with singing “Jesus Loves Me” and the ABC song and watching him mature into the man God intends him to be.

Adapted from an article at www.lifeway.com/kidsministry



OLD ENOUGH TO WORSHIP

AS A WORSHIP-LEADER-TURNED-KIDS-PASTOR, I LOVE TO SEE THAT CHILDREN'S MINISTRIES ARE INCORPORATING MORE WORSHIP IN THE FORM OF MUSIC INTO THEIR MINISTRIES.

Sometimes, however, the question comes up. Are babies too young for this? Are preschoolers too young to do worship songs?

First, let's define worship

Webster, and most authorities, concur that worship is “an act of love or deep admiration for something or someone.” For the believer, it has a different context. It is not limited to music. The church expresses its love by worshipping God. Music is a primary channel for this.

The question is not “Can wee little ones worship?” The question is, “Can they love or admire God?” Most of us would answer yes to this. Should we do worship songs with preschoolers, even though many of them have yet to begin the journey? Absolutely.

There is also the place for songs that meet other needs, like memorizing Scripture, welcoming

them to church, or simply getting kids moving.

People automatically worship something

Even very little people. Our goal is to aim their passion towards God. Some of the best worship services I've been to were in the midst of a camp setting where 1,000 kids sang to Jesus from the bottom of their hearts. I am completely moved when I see a little kid sing.

Tap into the joy that God has placed deep in the heart of every kid and allow it to come out in the expression of singing and praise towards God.

Imagine what it would look like if we raised a generation of children who were deeply in love with Jesus for what He's done for us and completely comfortable with worshipping Him before the nations!

Jeffrey Reed serves on the leadership team for LifeWay Kids. He came to LifeWay with a wide variety of ministry experiences including worship leader, director of children's ministry, and executive leadership in several growing congregations. He, his wife Katherine, and their four kids attend Rolling Hills Community Church in Franklin, TN.

ENGAGE KIDS WITH THE GOSPEL PROJECT® FOR KIDS FAMILY APP!

Works great
for car trips
and family
devos!

THE FAMILY APP BRINGS YOU:

- Simple Family Activities
- Fun Games for Memorizing Scripture
- Key Passage Songs

DOWNLOAD FROM YOUR FAVORITE APP STORE TODAY!

\$0.99 for iPhone • \$0.99 for Android • \$2.99 for iPad

DOWNLOAD THE LITE APP FOR FREE!

Follow-up on weekly sessions with this free app. Lite version includes tools and games for learning key passages.

005611854